



IHaveaPlanIowa Release Notes

September 25, 2019

XAP Corporation

600 Corporate Pointe, Suite 220

Culver City, CA 90230

TABLE OF CONTENTS

Release Notes Summary	3
1. Resolved Issues	4
2. Updated Advanced Placement (AP) Classes	5
3. Renamed Tool in the Professional Center	6
4. Updated Professional Center Reports	7
5. Master Course List Design Improvement	8
6. Redesigned District Professional Center	9
7. Easier to Switch Schools.....	11

RELEASE NOTES SUMMARY

These release notes detail the product improvements and new features included in the September 25th release.

Resolved Issues (formerly improvement report)

- The title of assigned curriculum or activities (formerly known as an Individual Learning Plan (ILP) or Individual Career and Academic Plan (ICAP) was truncated when a professional viewed a student's portfolio.
- When accessing the Do What You Are assessment using an iPad, some users were seeing an error message and could not complete the assessment.

Updates and New Features

- **Updated AP Classes:** Each year the drop-down list of Advanced Placement (AP) classes in the Test Scores activity within Your Portfolio is updated with the latest list of current AP classes. This year, the names of two classes were changed: 2-D Design was changed to 2-D Art and Design and 3-D Design was changed to 3-D Art and Design.
- **Renamed Tool in the Professional Center:** The Individual Career and Academic Plans tool available in the Professional Center has been renamed to the "Assignment and Curriculum Builder".
- **Updated Reports:** Reports generated through the Professional Center now include the following additional student information: state-issued student identification number, local student number, date of birth, and username.
- **Master Course List Design Improvement:** The "Select All" and "Clear All" buttons on the Update Master Course List page in the Professional Center (available to both site and districts professional administrators) have been moved so they are easier to use and see on the page.
- **Redesigned District Professional Center:** The Professional Center hosting the district-level tools has been updated so that district professional account holders can easily switch between site (school) and district tools.
- **Easier to Switch Schools in Profession Center:** Educators with site-based Professional Center accounts attached to more than one site/school can now easily switch between sites.

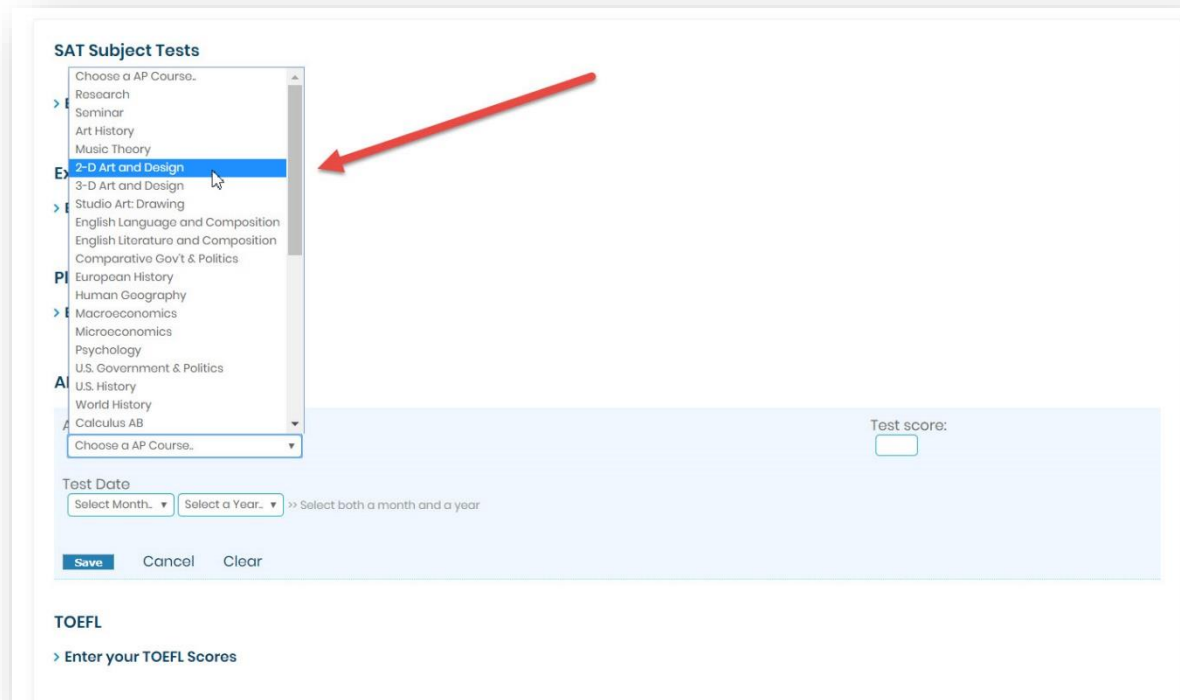
1. RESOLVED ISSUES

This table summarizes the product improvements included in the September 25th release.

	Problem	Improvement
1	Professional Center: The title of assigned curriculum or activities (formerly known as an Individual Career and Academic Plan (ICAP) was truncated when a professional viewed a student's portfolio. (78534)	The title of the assigned curriculum or activities now displays up to 30 characters instead of 20. The full title is displayed when a professional hovers their mouse over the title.
2	Student Center: When accessing the Do What You Are assessment using an iPad, some users were seeing an error message and could not complete the assessment. (74626)	The code was fixed so that the error no longer appears. Students completing Do What You Are no longer see the error message and can complete it.

2. UPDATED ADVANCED PLACEMENT (AP) CLASSES

Each year the drop-down list of Advanced Placement (AP) classes in the Test Scores activity within Your Portfolio is updated with the latest list of current AP classes. This year, the names of two classes were changed: 2-D Design was changed to 2-D Art and Design and 3-D Design was changed to 3-D Art and Design.

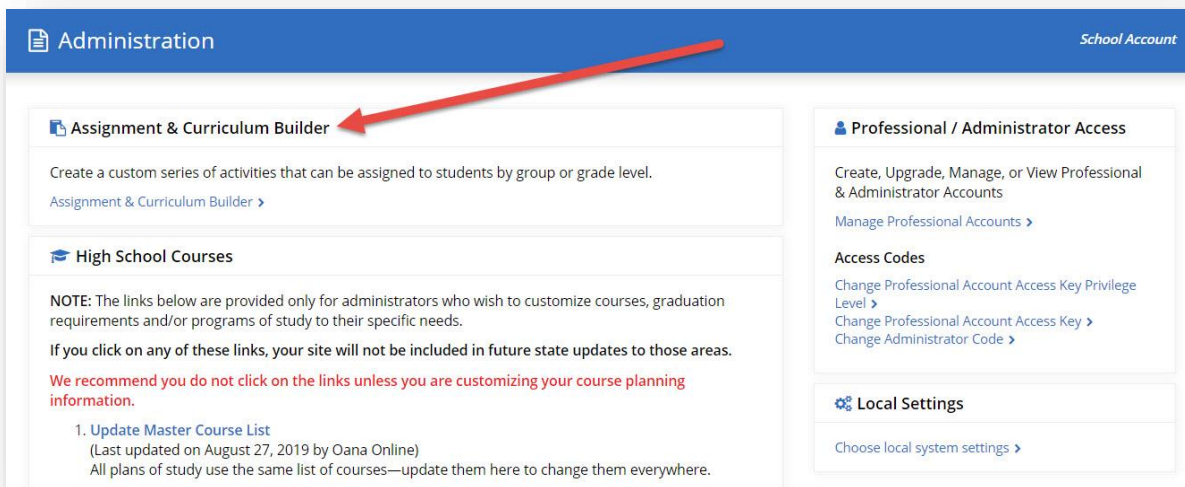


Updated AP classes in Your Portfolio

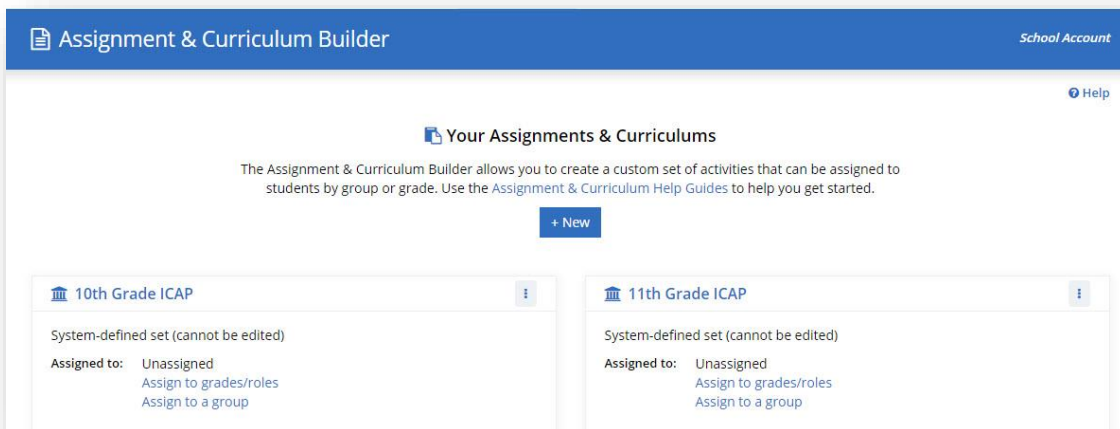
3. RENAMED TOOL IN THE PROFESSIONAL CENTER

The Individual Career and Academic Plans tool available in the Professional Center has been renamed to the “Assignment & Curriculum Builder”. The Assignment & Curriculum Builder is found in the Administration section. Both site and district administrators can create and update curriculum and assignments.

The Individual Career and Academic Plans customized for Iowa students are still available within the Assignment and Curriculum Builder. A curriculum can be one or more pages assigned to groups and/or grades. Each page is made up of one or more sections with one or more assigned activities within it.



Assignment & Curriculum Builder



Iowa ICAPs within the Assignment & Curriculum Builder

4. UPDATED PROFESSIONAL CENTER REPORTS

All **outcome** reports generated through the Professional Center now include the following additional student information:

- State-issued student identification number,
- Local student number,
- Date of birth, and
- Username.

Reports

View Report

Interest Profiler

This report presents the ranking of work interests suggested by the Interest Profiler. The percentages may add up to more than 100% because user results may include more than one suggested interest area.

Created : September 12, 2019
Site : 360 Test High School - CH360
Reporting Data : Last refreshed on 09/11/2019 at 06:20:15PM (PDT)
Time Frame : Jul 01, 2018 - Jun 30, 2019
Include only active accounts within this time frame
Total Accounts : 103
[Back to Summary report](#)

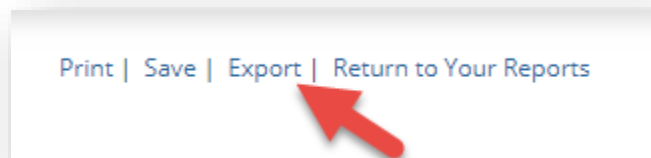
2 Students in the Investigative grouping

Name	Student ID	State Student ID	Username	Date of Birth	Grad Year	Sex
TestAccount_April			XAPvqzun82	Jul 25, 1995	2015	
TestAccount_April			XAPehzqg18	Jul 25, 1995	2018	

[Back to Summary report](#)

Sample report showing new additional student information

The same additional student information is also available for all **tracking** reports, including School-2-College-2-Work Tracking Report, Milestones Tracking Report, Tracking Plans of Study Report, and Assignment & Curriculum Tracking Report, via the “Export” option.



Report export option in the upper right-hand corner of the report view

5. MASTER COURSE LIST DESIGN IMPROVEMENT

The “Select All” and “Clear All” buttons on the Update Master Course List page in the Professional Center (available to both site and districts professional administrators) have been moved so they are easier to use and see on the page.

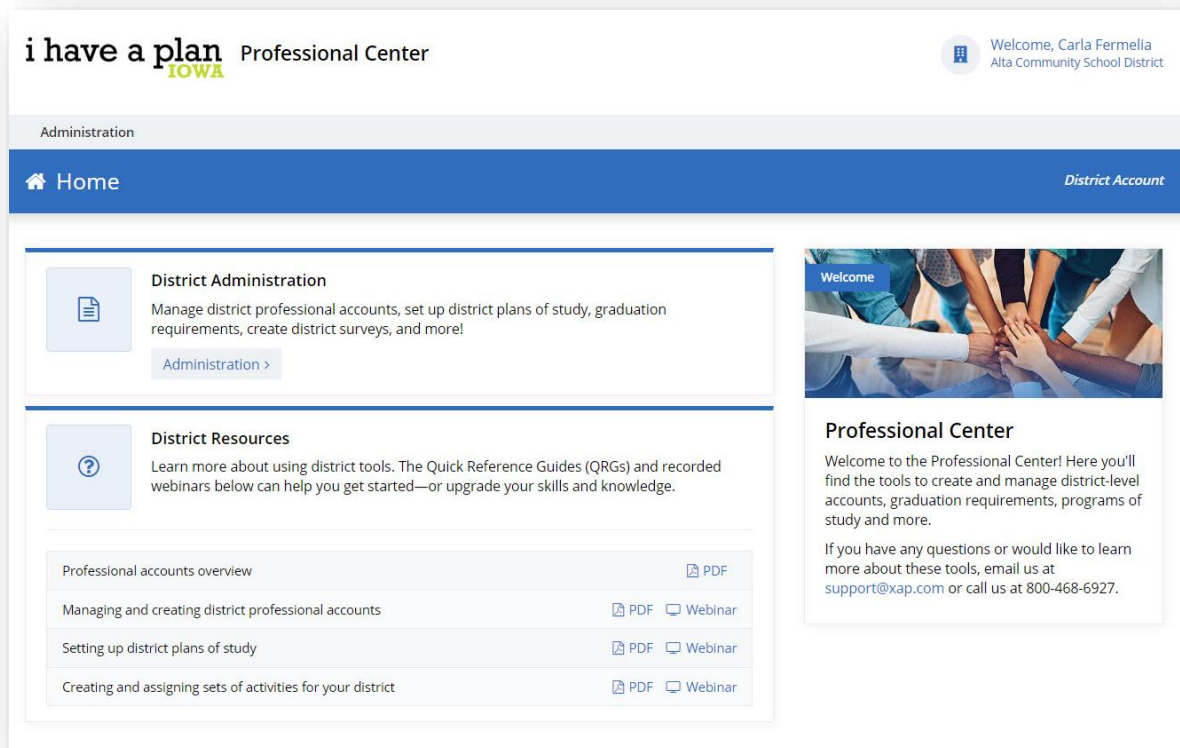
The screenshot shows the 'High School Courses' interface. At the top, there is a blue header with 'High School Courses' on the left and 'School Account' on the right. Below the header, the page title is 'Master Course List - View All Courses'. A message states: 'All recommended course plans use the same list of courses — update them here to change them everywhere.' Below this message is a navigation bar with buttons for 'View All', '6th Grade', '7th Grade', '8th Grade', '9th Grade', '10th Grade', '11th Grade', and '12th Grade'. Below the navigation bar is a toolbar with buttons for 'Delete Course(s)', '+ Add a Course', 'Select All', and 'Clear All'. Two red arrows point from the 'Delete Course(s)' button to the 'Select All' and 'Clear All' buttons, indicating their improved visibility. Below the toolbar is a table with the following data:

	Course Name	Subject Area	Credits	Available to Grades
<input type="checkbox"/> Edit	Accounting	CTE	1	10, 11, 12
<input type="checkbox"/> Edit	Adv. Natural Resources and Environmental Systems	CTE	1	11
<input type="checkbox"/> Edit	Advanced Accounting	CTE	1	12
<input type="checkbox"/> Edit	Advanced Analog and Digital Logic and Circuits	CTE	1	12
<input type="checkbox"/> Edit	Advanced Animal Science	CTE	1	11

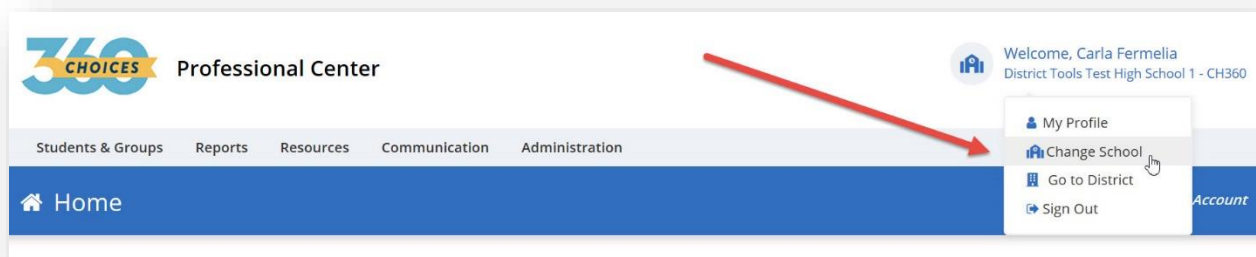
Improved Master Course List usability

6. REDESIGNED DISTRICT PROFESSIONAL CENTER

The Professional Center hosting the district-level tools has been redesigned and updated. It now has the same look and feel of the Professional Center hosting the site (school) tools. Professional Center administrators with district privileges can now easily switch between site (school) and district tools without having to open a new browser window or switch screens by selecting their profile.



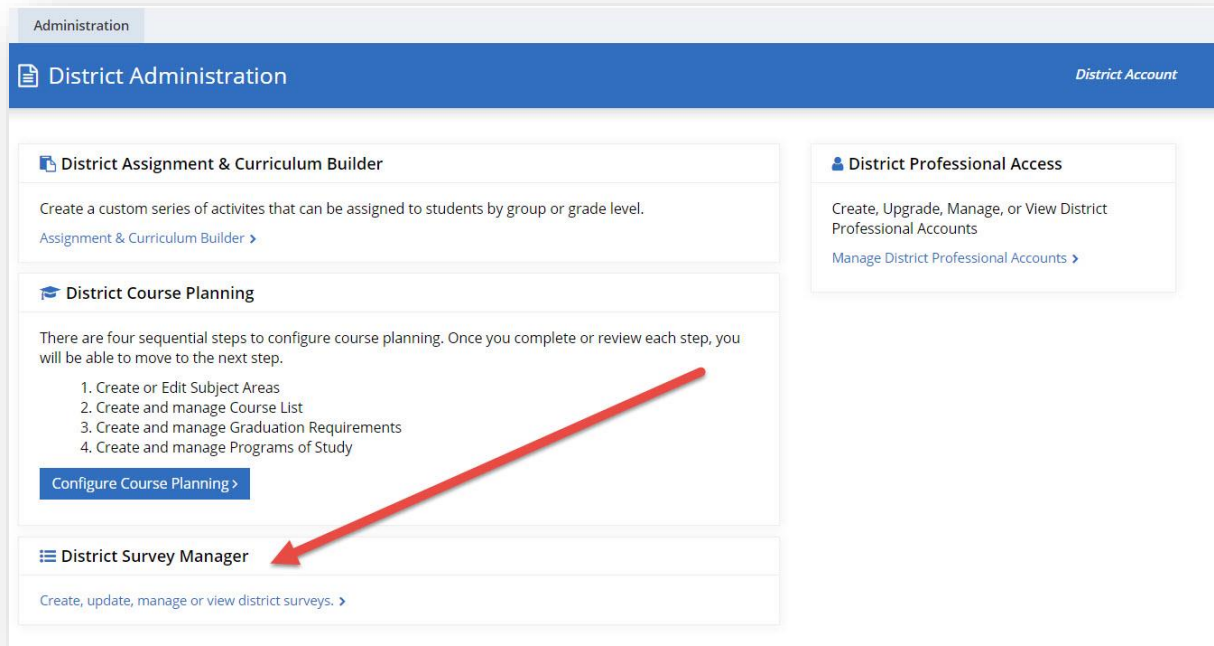
New home page for professionals with district tools privileges



Professionals with district tools can now easily access site-/school-level tools

Professional with district administrator account privileges will now have access to the District Survey Manager. District administrators can view all the surveys for the district they are signed into – and

they can create district-level surveys for that district. The survey tool is found under the Administration tab.



District survey manager

If you are the main contact for your district, your professional account can be upgraded with district administrator permissions. Please contact customer support for further assistance at 800-468-6927 or support@xap.com. Support is available Monday through Friday from 5:00 a.m. to 5:00 p.m. PT.

7. EASIER TO SWITCH SCHOOLS

Educators with site-based Professional Center accounts attached to more than one site/school can now easily switch between sites. By selecting their name at the top right of the page, educators can select “switch schools” to easily move from one school’s Professional Center to another’s.

