



# Release Notes

June 10, 2020

**XAP Corporation**

600 Corporate Pointe, Suite 220

Culver City, CA 90230

## **TABLE OF CONTENTS**

Release Notes Summary .....	3
1. Resolved Issues .....	4
2. Redesign of Section and Subsection Landing Pages .....	5
3. Security Question and Answer Added to Your Portfolio .....	7
4. Updated Practice College Application .....	8
5. 12 <sup>th</sup> Grade Timeline Refreshed .....	9
6. Updated Link From Name to The Basics.....	10
7. Release Notes Now Available in Need Help? .....	11
8. Date of Birth Now Visible in Merge Accounts Process .....	12
9. Supported Browser Update .....	13
10. Limited Professional Assignment Improvement .....	14

## **RELEASE NOTES SUMMARY**

These release notes detail the product improvements and new features included in the June 10th release.

### **Resolved Issues** (formerly improvement report)

- The “insert bullet” functionality within the Resume Builder was not inserting bullets.
- District administrators could not access the Survey Builder.
- An incorrect label in This is Me in Your Portfolio was displaying.
- Links on the first page of the Thank-you Letter Builder were displaying incorrectly.
- When using the Work Values Sorter with a tablet, the keyboard shortcuts were not working.

### **Enhanced & New Features**

- Each section’s and some subsections’ landing pages in Choices360 have been redesigned.
- Students can now change their security question and answer in the This is Me section of Your Profile in Your Portfolio.
- The Practice Application in College Planning has been updated with clearer instructions and a new look and feel.
- The 12<sup>th</sup> grade timeline content has been refreshed.
- Clicking on the account holder’s name at the top right of each screen now links to The Basics in Your Portfolio.
- Release Notes are now available in the Need Help section.
- When merging accounts, educators can now see the student’s date of birth as part of the Review and Confirm step.
- Microsoft Edge has been added as a supported browser and Internet Explorer has been removed.
- For clients with SIS integration, they are now able to add multiple limited professionals to assigned students.

## 1. RESOLVED ISSUES

This table summarizes the product improvements included in the June 10th release.

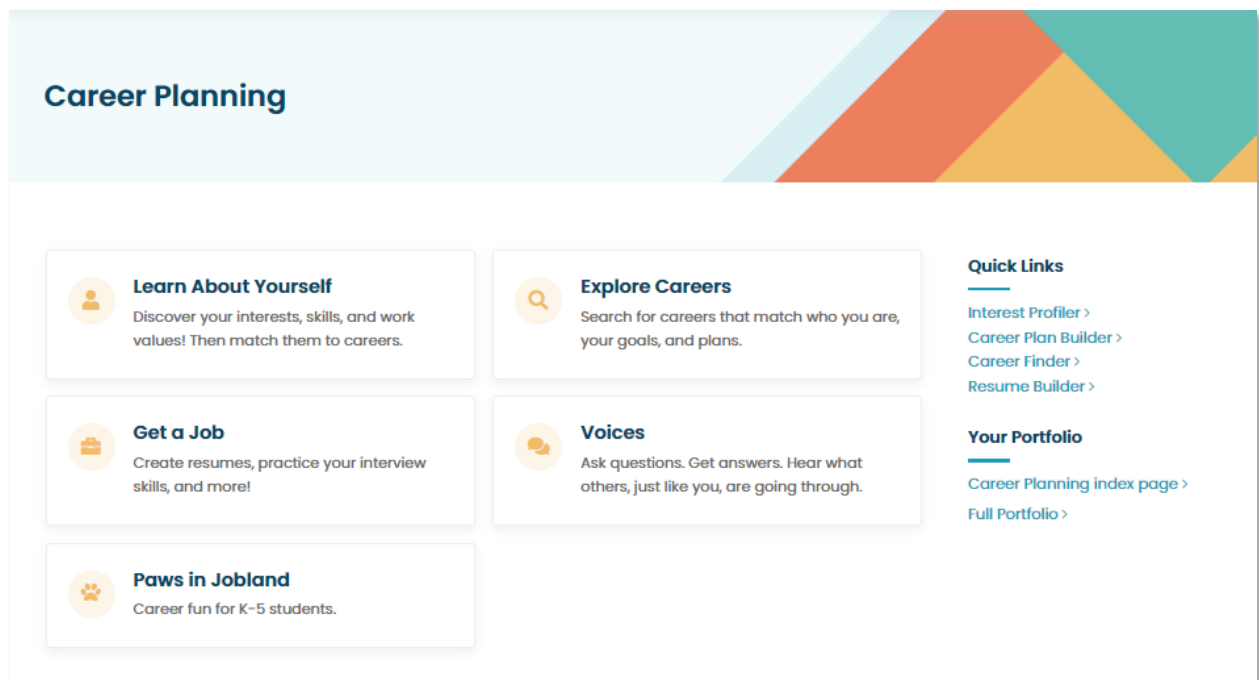
	Problem	Improvement
1	<b>Student Center:</b> When a student tried to insert bullets into their final resume, bullets were not appearing. (79230)	The code was reviewed and updated so that bullets now appear when inserted
2	<b>Professional Center:</b> When a district administrator tried to access the district-level Survey Builder, the page did not appear. (79600).	The link to the district-level Survey Builder was causing the page to reload rather than load the Survey Builder. This has now been fixed.
3	<b>Student Center:</b> On the This is Me page in Your Portfolio, a headline (Account connected with) was displaying when it should not be. (79556)	The headline was removed from the code.
4	<b>Student Center:</b> On the first page of the Thank-you Letter Builder, the links were not displaying correctly. (79573)	The formatting has been updated and the links now display properly.
5	<b>Student Center:</b> The keyboard strokes (such as CTRL+M) used when using a tablet to complete the Work Values Sorter were not working so students could not complete the Work Values Sorter. (79580)	The keyboard strokes used to move the cards in the Work Values Sorter when using a tablet now work. In addition, students can use the touchscreen of their tablet to move the cards.

## 2. REDESIGN OF SECTION AND SUBSECTION LANDING PAGES

Key menu pages in Choices360 have been redesigned. Old, out-of-date images have been removed and replaced with icons, new layout, and a modern look and feel. Activities now display with a progress bar to indicate how much of the activity the student has completed.

The updated pages are: Career Planning including Learn About Yourself, Explore Careers, and Get a Job; High School Planning; College Planning including Explore Schools, Explore Programs and Majors, and Get to College; Financial Aid Planning including Financial Aid Calculators, and Build Your Financial Aid Plan; and Your Portfolio including Your Profile Index, Career Planning Index, and College Planning Index.










The refreshed Career Planning menu page showcases the new layout with tiles for each subsection menu, a new image across the top of the page, and new icons.



The tiles link to the next section or content and increase slightly in size when hovered over. Assessments and inventories now show a progress bar when a student has started, but not completed, the activity.

**Learn About Yourself**










You can learn about yourself in many different ways. Explore how who you are matches with careers by using one or all of the career assessments listed below.

 <p><b>Interest Profiler</b> Last Visited: May 27, 2020</p> <p>Progress bar: 25%</p>	 <p><b>Career Cluster Survey</b> Find out which career cluster is right for you with this quick survey. Duration: 15-25 minutes</p>	 <p><b>Basic Skills Survey</b> Find out what careers require your basic skills. Duration: 30-45 minutes</p>
 <p><b>Transferable Skills Checklist</b> See how the skills you've learned can lead to new opportunities. Duration: 30 minutes</p>	 <p><b>Work Values</b> Find your work values and match them to career options. Duration: 5-15 minutes</p>	 <p><b>The Career Key</b> Discover your career interest areas in a few quick steps. Duration: 10-15 minutes</p>
 <p><b>Ability Profiler</b> Find out what careers suit your abilities. Duration: 60-90 minutes</p>	 <p><b>Do What You Are</b> Learn about your personality type. Duration: 25-30 minutes</p>	 <p><b>Learning Style Inventory</b> Find out how you learn best. Duration: 15-25 minutes</p>

In-progress activity

**Learn About Yourself**

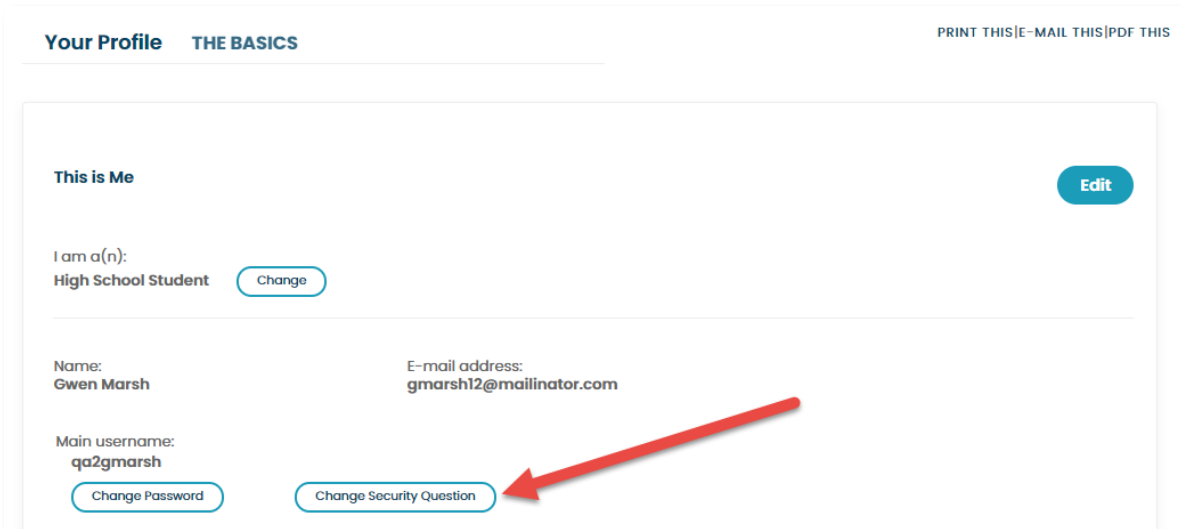
You can learn about yourself in many different ways. Explore how who you are matches with careers by using one or all of the career assessments listed below.

 <p><b>Interest Profiler</b> Figure out what interests you have and match them to careers. Completed: May 27, 2020</p>	 <p><b>Career Cluster Survey</b> Find out which career cluster is right for you with this quick survey. Duration: 15-25 minutes</p>	 <p><b>Basic Skills Survey</b> Find out what careers require your basic skills. Duration: 30-45 minutes</p>
 <p><b>Transferable Skills Checklist</b> See how the skills you've learned can lead to new opportunities. Duration: 30 minutes</p>	 <p><b>Work Values</b> Find your work values and match them to career options. Duration: 5-15 minutes</p>	 <p><b>The Career Key</b> Discover your career interest areas in a few quick steps. Duration: 10-15 minutes</p>
 <p><b>Ability Profiler</b> Find out what careers suit your abilities. Duration: 60-90 minutes</p>	 <p><b>Do What You Are</b> Learn about your personality type. Duration: 25-30 minutes</p>	 <p><b>Learning Style Inventory</b> Find out how you learn best. Duration: 15-25 minutes</p>

Completed activity

### 3. SECURITY QUESTION AND ANSWER ADDED TO YOUR PORTFOLIO

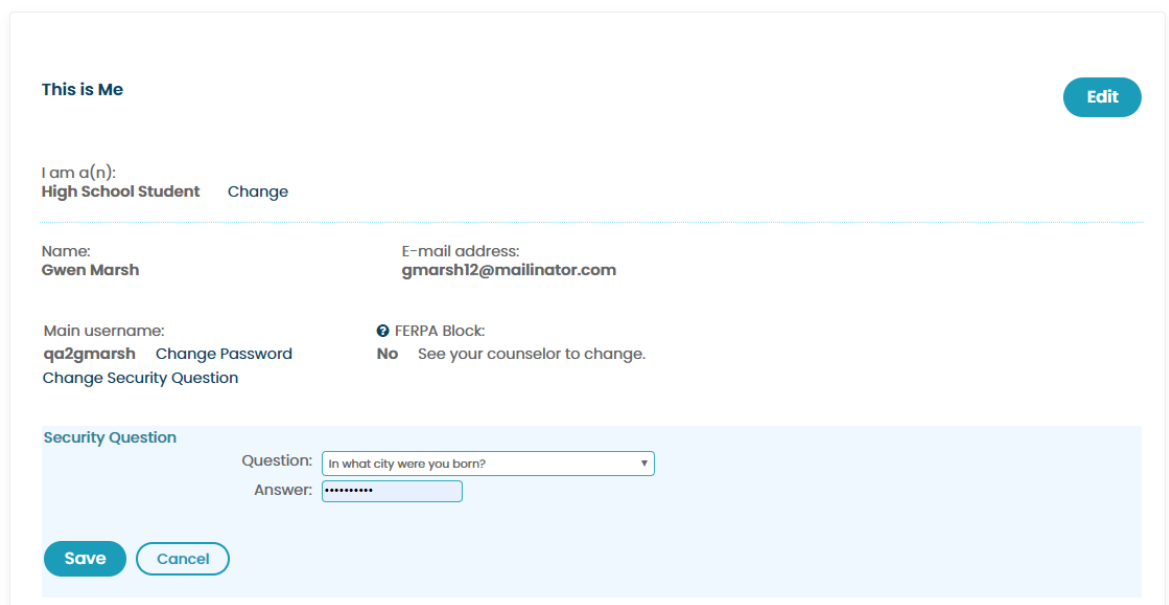
Choices360 users can now change or update their security question and answer from the This is Me section within My Profile in Your Portfolio. In addition, a user is now prompted to review their security question and answer during a password reset. When the user changes their security question, an email is sent confirming (or notifying) the user of the change.



The screenshot shows the 'Your Profile' page with the 'THE BASICS' tab selected. The 'This is Me' section is visible, containing the following information and buttons:

- This is Me** (with an **Edit** button)
- I am a(n): **High School Student** (with a **Change** button)
- Name: **Gwen Marsh**
- E-mail address: **gmarsh12@mailinator.com**
- Main username: **qa2gmarsh**
- Change Password** button
- Change Security Question** button (highlighted with a red arrow)

New change security question functionality



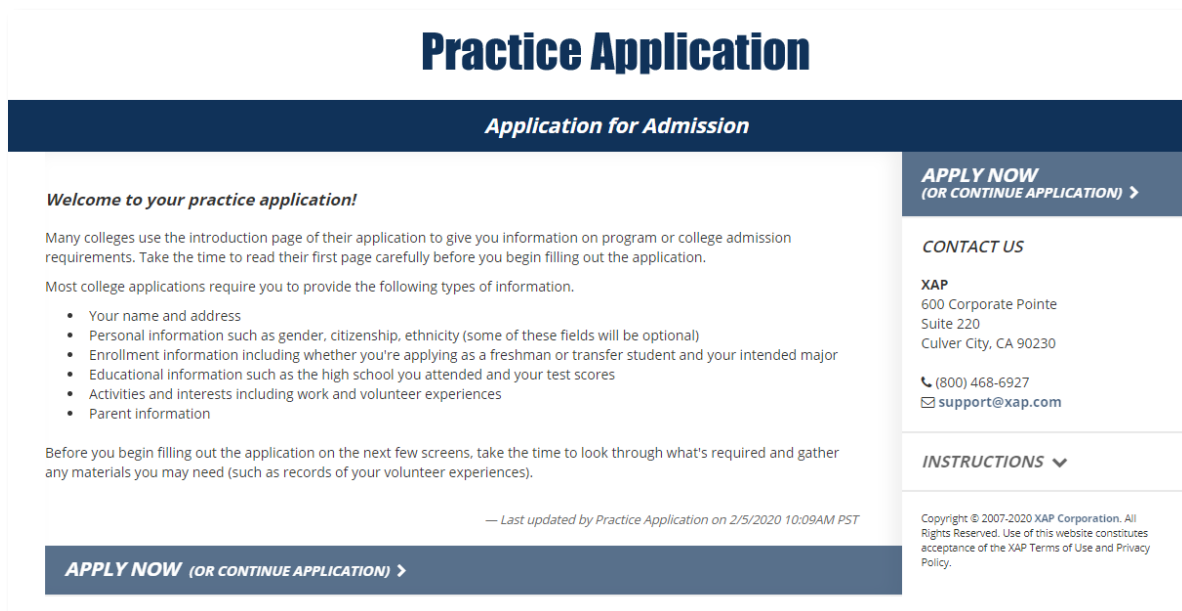
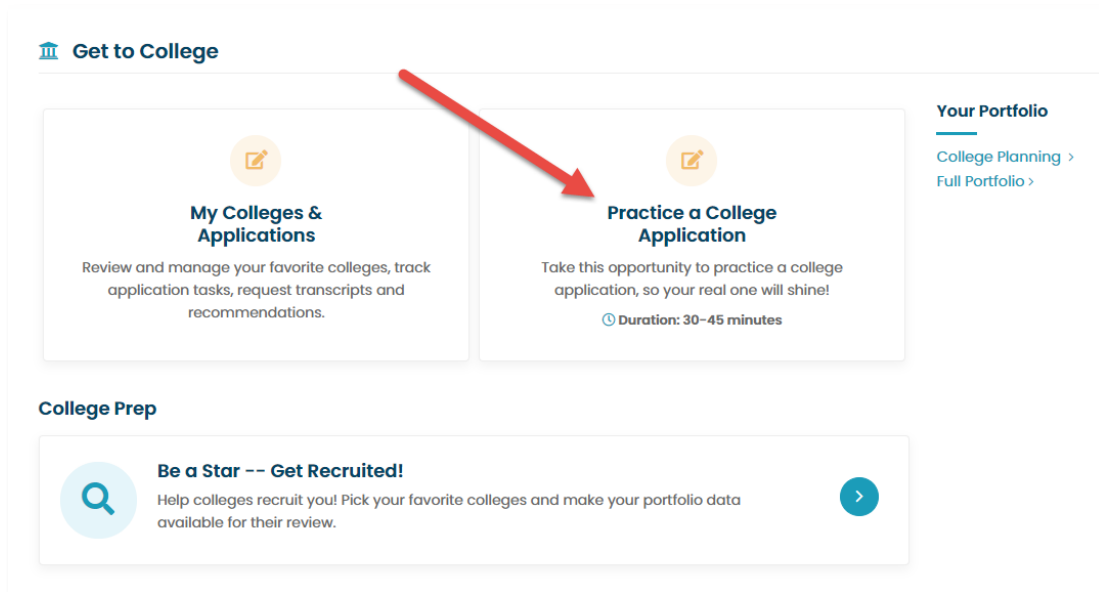
The screenshot shows the 'Edit' function for the security question. The 'This is Me' section is visible, containing the following information and buttons:

- This is Me** (with an **Edit** button)
- I am a(n): **High School Student** (with a **Change** button)
- Name: **Gwen Marsh**
- E-mail address: **gmarsh12@mailinator.com**
- Main username: **qa2gmarsh** (with **Change Password** and **Change Security Question** buttons)
- FERPA Block: **No** (with a note: **See your counselor to change.**)
- Security Question** section (highlighted in light blue):
  - Question: **In what city were you born?** (dropdown menu)
  - Answer: **\*\*\*\*\*** (text input field)
- Save** and **Cancel** buttons

Edit function

## 4. UPDATED PRACTICE COLLEGE APPLICATION

The Practice College Application available in College Planning → Get to College has been updated with new, clearer instructions as well as a new look and feel. The race/ethnicity question and gender question have been revised to reflect what is currently in use in college applications.



*New instructions for the Practice Application*



## 5. 12<sup>TH</sup> GRADE TIMELINE REFRESHED

The timeline covering college planning, financial aid planning and postsecondary planning for 12<sup>th</sup> grade students has been refreshed to reflect changes in entrance exams, financial aid planning and other key dates.

### High School Planning Timeline

- > Introduction
- > 7th Grade
- > 8th Grade
- > 9th Grade
- > 10th Grade
- > 11th Grade
- > **12th Grade**
- > College Freshman Year

#### 12th Grade

All 12th grade planning steps are shown.  
High School Planning steps are highlighted.

##### Fall Semester

- Keep studying!**  
You want to avoid "senioritis" – a drop in motivation and, consequently, grades, that is sometimes experienced by seniors.
- Talk to your counselor about possibilities for concurrent enrollment (taking college-credit courses while you're still in high school).**

**Save your money!**  
It's a good idea to start planning for those unexpected costs of college. [> College Savings Calculator](#)

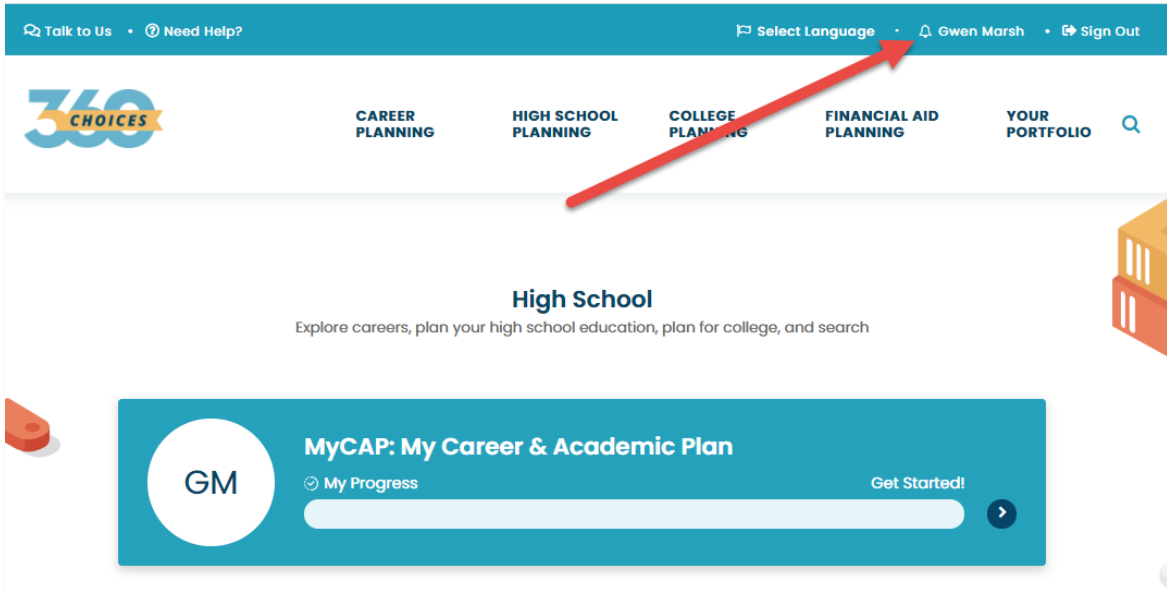
**Some colleges require the CSS/PROFILE, a supplemental financial aid form, in addition to the FAFSA.**  
Find out if your schools will need this.

##### September:

- Check your transcripts to make sure you have all the credits you need to get into the colleges that interest you.**  
Find out from the colleges whether or not they need official copies of your transcripts (these are sent directly from your school).

## 6. UPDATED LINK FROM NAME TO THE BASICS

By clicking on your name (account holder's name) at the top right of every screen, a user now is linked directly to The Basics page in Your Portfolio. This makes it easier for students to quickly make changes to their account information such as role or email address.



## 7. RELEASE NOTES NOW AVAILABLE IN NEED HELP?

With each major release, XAP publishes release notes detailing the improvements (bug fixes) and new or enhanced features in the release. The notes were previously found either on the Professional Center home page or on the Educator page linked from the Student Center.

The release notes now appear in the Need Help section with the most recent notes showcased. An archive of previous release notes is available.

[Talk to Us](#) • [Need Help?](#) [Select Language](#) • [Gwen Marsh](#) • [Sign Out](#)

**CHOICES360** [CAREER PLANNING](#) [HIGH SCHOOL PLANNING](#) [COLLEGE PLANNING](#) [FINANCIAL AID PLANNING](#) [YOUR PORTFOLIO](#) [Q](#)

### Need Help?

#### Contact Us

Please choose a contact option below:

- U.S. toll-free hotline: 1-800-468-6927  
From outside the U.S. and Canada, call 424-750-3900 and ask for customer support.
- Email: Send us your comment or question using [Talk to Us](#).
- Chat: [Chat Online](#) with us to get answers quickly and easily.

#### Frequently Asked Questions

Refer to our FAQs to find answers to the most commonly asked about help topics.

#### Latest Choices360 Updates

**More Activities Trackable by Grade!**  
Six assessments (including the Interest Profiler) can now be tracked and reported on by grade.

**Learn more about this and other updates to Choices360!**

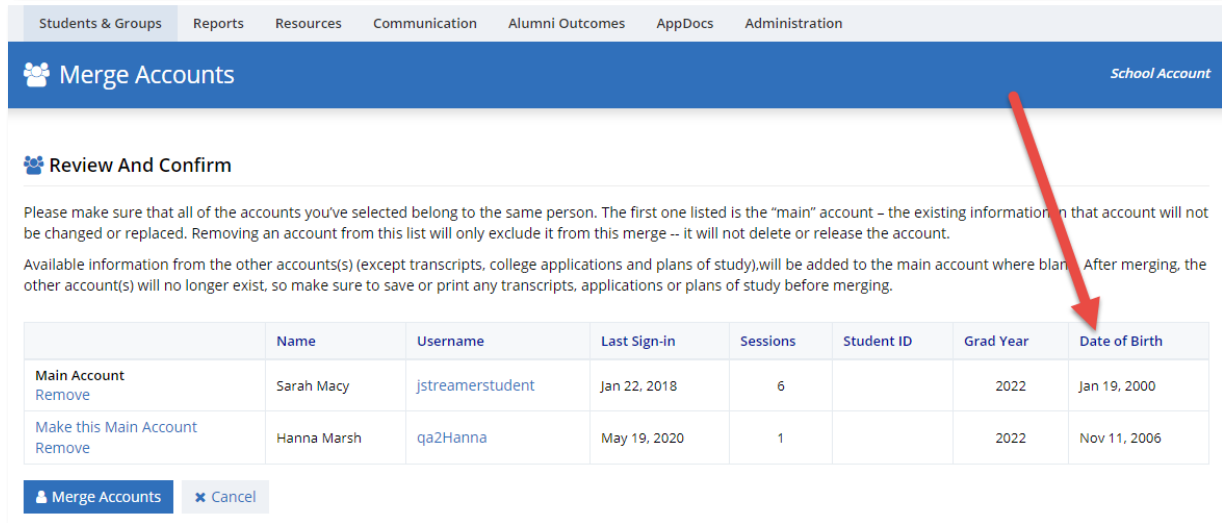
##### Previous Product Updates

- [September 2019 Release Notes](#)
- [July 2019 Release Notes](#)
- [June 2019 Release Notes](#)
- [April 2019 Release Notes](#)
- [March 2019 Release Notes](#)

[> Archives](#)

## 8. DATE OF BIRTH NOW VISIBLE IN MERGE ACCOUNTS PROCESS

When merging accounts, educators can now see the student's date of birth as part of the Review and Confirm step. This provides educators an extra data field to use to check that the accounts should be merged. Merge accounts functionality is found in the Students & Groups section of the Professional Center.



The screenshot shows the 'Merge Accounts' interface. At the top, there is a navigation bar with tabs for 'Students & Groups', 'Reports', 'Resources', 'Communication', 'Alumni Outcomes', 'AppDocs', and 'Administration'. Below this is a blue header with the 'Merge Accounts' title and a 'School Account' label. The main content area is titled 'Review And Confirm' and contains instructions: 'Please make sure that all of the accounts you've selected belong to the same person. The first one listed is the "main" account -- the existing information in that account will not be changed or replaced. Removing an account from this list will only exclude it from this merge -- it will not delete or release the account. Available information from the other account(s) (except transcripts, college applications and plans of study), will be added to the main account where blank. After merging, the other account(s) will no longer exist, so make sure to save or print any transcripts, applications or plans of study before merging.'

	Name	Username	Last Sign-in	Sessions	Student ID	Grad Year	Date of Birth
Main Account Remove	Sarah Macy	jstreamerstudent	Jan 22, 2018	6		2022	Jan 19, 2000
Make this Main Account Remove	Hanna Marsh	qa2Hanna	May 19, 2020	1		2022	Nov 11, 2006

At the bottom of the interface, there are two buttons: 'Merge Accounts' and 'Cancel'. A red arrow points from the top right towards the 'Date of Birth' column in the table.

## 9. SUPPORTED BROWSER UPDATE

Microsoft Edge has been added as a supported browser and Internet Explorer has been removed. Supported browser information is available in the Help section.

### Compatible Browsers

Effective June 10, 2020

#### Windows

- [Chrome \(download\)](#)
- [Mozilla Firefox \(download\)](#)
- [Microsoft Edge \(download\)](#)

#### Mac

- [Safari \(download\)](#)
- [Chrome \(download\)](#)
- [Mozilla Firefox \(download\)](#)

*Note: other operating system/browser combinations will likely work, but are not actively tested or officially supported.*

### Browser Configurations

The following must also be installed or configured in order to use critical applications on this website:

- [Adobe Flash Player \(download\)](#)
- [Adobe Reader \(download\)](#)
- Pop-up blockers disabled or configured to allow pop-up windows from this website
- JavaScript and Cookies enabled (see our [privacy policy](#))

## ***10. LIMITED PROFESSIONAL ASSIGNMENT IMPROVEMENT***

Clients with SIS data services (integration) are now able to assign multiple professional accounts with limited rights (called Limited Professional accounts) to students. Students can be assigned to an unlimited number of Limited Professional accounts.