



Release Notes

July 27, 2020

XAP Corporation

600 Corporate Pointe, Suite 220

Culver City, CA 90230

TABLE OF CONTENTS

Release Notes Summary	3
1. Resolved Issues	4
2. Educators Can Upload Files into Student Accounts	5
3. New! Applications Scatterplots Feature	6
4. Refreshed Layout and Design for the Student View of the Assigned Curriculum.....	9
5. Curriculum Can Be Assigned to Grades 3, 4, and 5	11
6. All Assigned Curriculum Activities Are Now Trackable.....	12
7. My Colleges & Applications Updated in the Professional Center	13

RELEASE NOTES SUMMARY

These release notes detail the product improvements and new features included in the July 27th release.

Resolved Issues (formerly improvement report)

- The dates within some activities were not displaying properly when the activity was edited.
- Previously completed annualized activities were not reporting accurately in the Assignment and Curriculum Builder tracking report.

Enhanced & New Features

- Educators can upload documents (files) into student's accounts.
- New! Application scatterplots added to Professional and Student centers.
- The layout and design of the student view of an assigned curriculum has been refreshed so it's easier to use.
- The Assignment & Curriculum Builder functionality has been expanded so that students in grades 3, 4, and 5 can be assigned activities.
- All activities within the Assignment & Curriculum Builder are now trackable.
- In the Professional Center, the activity, Saved Colleges & Postsecondary Schools or Application Status, has been updated to match its name in the Student Center, My Colleges & Applications. The options for tracking the activity and its completion have been reworded to be clearer.

1. RESOLVED ISSUES

This table summarizes the product improvements included in the July 27th release.

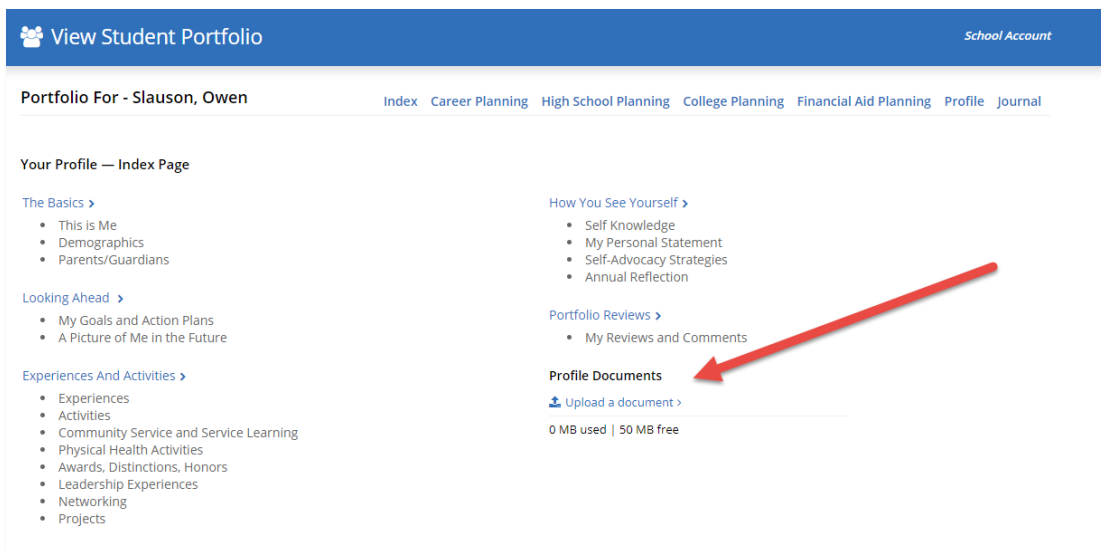
	Problem	Improvement
1	Student Center: The following activities did not properly show previously entered dates when edited by a student: Professional Association Membership, Colleges Attended, Internships, Education Planning Factors, and Short-Term Courses. (79343)	The code was reviewed and updated so that dates are properly saved after editing.
2	Student Center: An annualized activity that had been completed in a previous year and was assigned again in another year in the Assigned Curriculum was showing as completed this school year when it was not. (79297)	Once an annualized activity has been completed, subsequent assignment of the activity requires the student to review and update the activity as required. The text and explanation of this both in the report and within the assigned activity were not clear. The text has been updated.

2. EDUCATORS CAN UPLOAD FILES INTO STUDENT ACCOUNTS

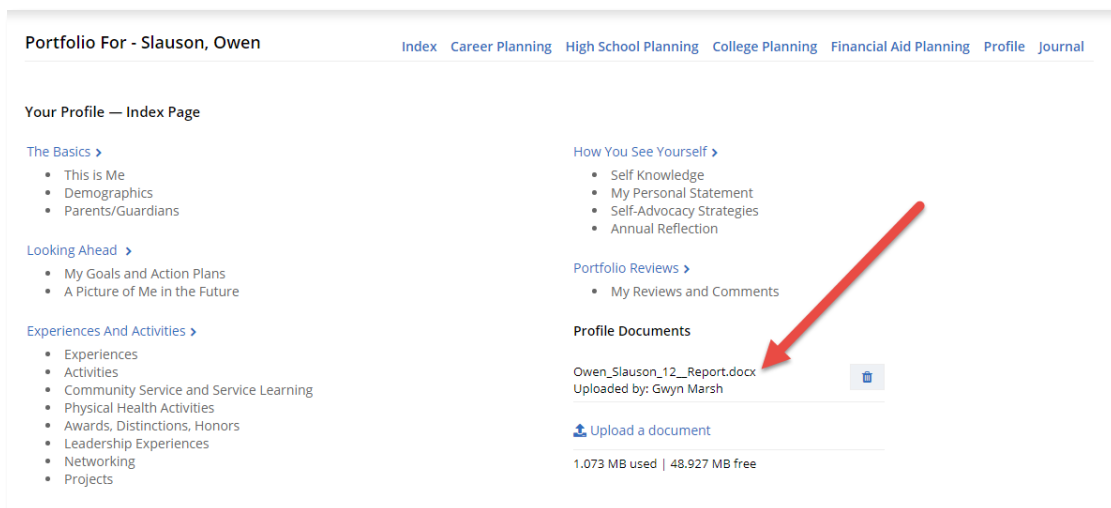
Using the Professional Center tools, educators can upload documents (files) into student's accounts. Files can be up to 10 MB in size and can be the following types:

- PDF
- DOC
- DOCX
- JPG
- PNG
- TIFF

Once uploaded, the file(s) are available to the student (and their parent) via the Your Profile section within the student's portfolio. Professionals can remove the file – however neither parents nor students can remove it. Additionally, the design of the upload functionality in the student center has been updated.



New upload feature within the Professional Center



Professionals' view of an uploaded file

3. NEW! APPLICATIONS SCATTERPLOTS FEATURE

A new tool is now available showing students, parents, and educators the results of previous students' applications to a college. GPA and either SAT or ACT (or both) scores from legacy students from a school are shown on a graph to help illustrate the acceptance/rejection scale of past applications. Students can plot their own GPA and test scores (or predictions) to see where they fall on the graph supporting "what if" research.

Within the Professional Center, account holders with administrative privileges can upload college acceptance data of the school's alumni. A minimum of five (5) records for each college is required for scatterplot to display, however administrators can increase this minimum if desired.

Applications Scatterplot School Account

Upload Data Last uploaded May 13, 2020 | History

Follow the steps below to update and resubmit college application outcomes for your students and graduates. The data you upload will be used to create and update scatterplots representing the results.

Data Update

1. Download your current application outcomes data:
 [Download](#)
2. Read the [Getting Started Guide](#) for details about required data formatting.
3. Update your existing graduate application data in the file, existing-outcomes-file.csv.
4. Save the file (ensure it saves as a comma-delimited file (.csv)).
5. Click "Start Data Upload" below to upload, validate, and submit the file.
6. The validation will list any errors in the file requiring correction prior to submitting.
7. Correct any errors and click "Start Data Upload" to upload the corrected file.
8. When you have successfully uploaded the file, a success message will appear at the top of this page.

[Start Data Upload >](#)

Scatterplots [View Scatterplot >](#)

Generate a scatterplot of application outcomes for a college based on students' and graduates' GPA and SAT/ACT scores. You can also graph an individual student's GPA and SAT/ACT scores as a point on the plot so that you can see where they fall on the scale of application outcomes.

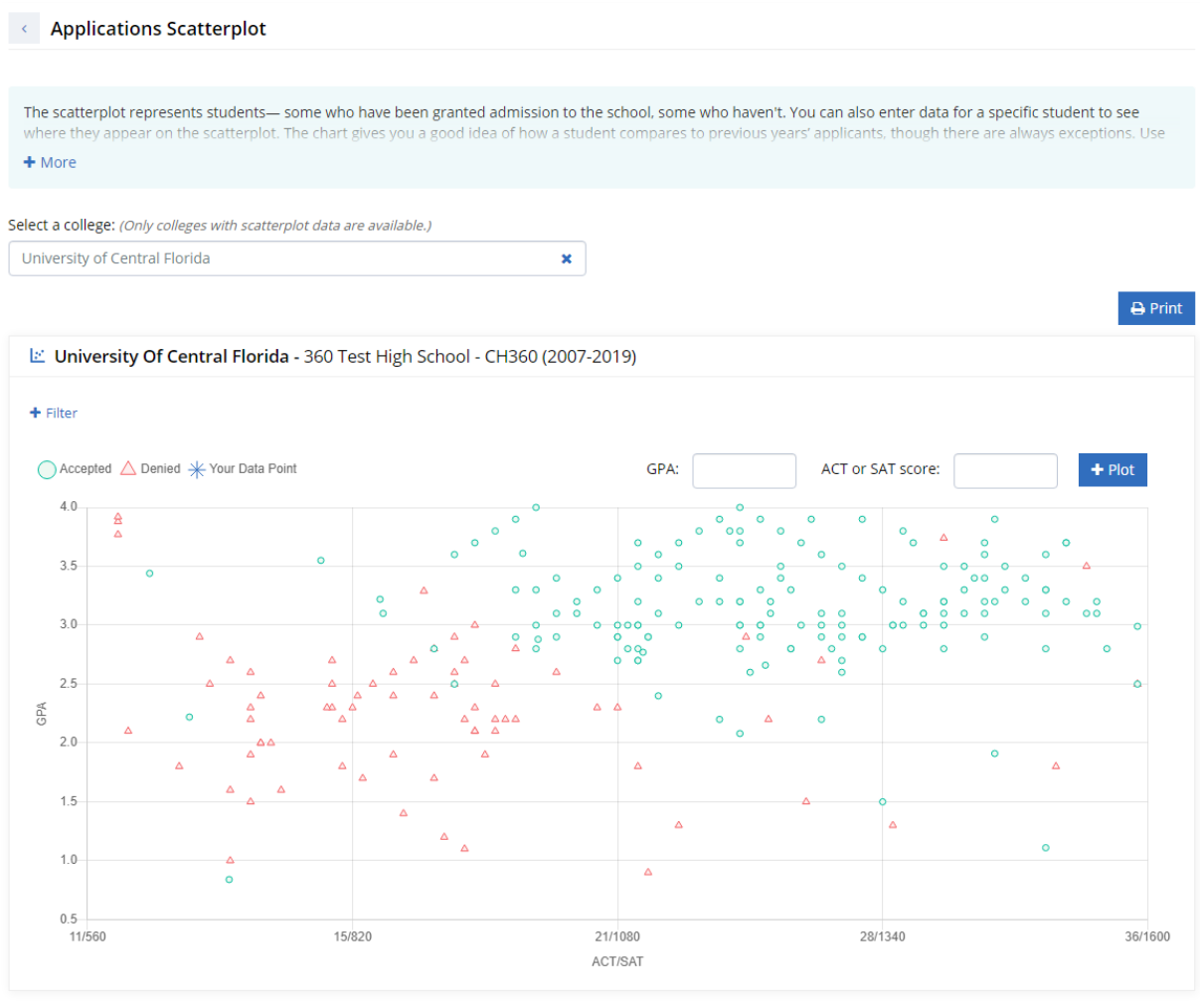
Settings [Edit](#)

Set the minimum number of records required to generate a scatterplot for a college.

Minimum Data Count: 5

Applications Scatterplot feature within the Professional Center


Once the data is uploaded, administrators can view a college's scatterplot from the Professional Center while students, parents and educators can view the scatterplot from the college's profile in the Student Center.



Applications Scatterplot showing high school alumni outcomes

Educators, students, and parents can enter the student's estimated or known GPA and ACT or SAT scores to explore possible application outcomes for that college. The scatterplot link appears within the Admissions section of the college profile for every college that has the minimum number of required records.

Admissions

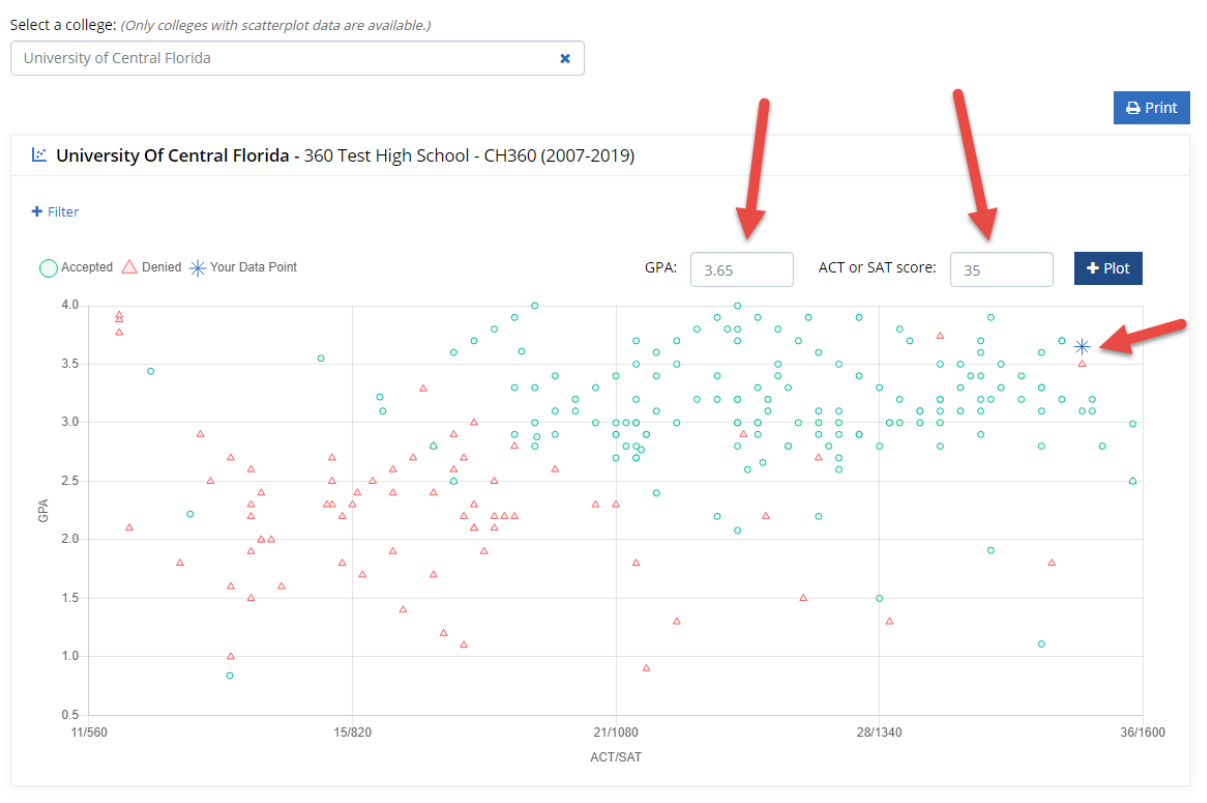


APPLICATIONS SCATTERPLOT

See admission results based on GPA and ACT or SAT scores for students from your high school.

[Scatterplot >](#)

Applications Scatterplot link within a college profile



Application Scatterplot shown with student data

4. REFRESHED LAYOUT AND DESIGN FOR THE STUDENT VIEW OF THE ASSIGNED CURRICULUM

The student view of the assigned curriculum has been refreshed! The new layout and design make it easier for students to see what they have accomplished and what activities are still to be completed. Changes include the following:

1. Expandable progress sidebar showing at a glance what activities have been accomplished and when, and what remains to be completed.
2. Drop-down option to easily change views of the assigned curriculum (for example changing from the 10th grade assigned activities to the 11th grade assigned activities).
3. Print button to quickly print the activities.
4. "Back to Top" button to easily return to the top of the page.
5. The content blocks containing the instructions are now expandable making the page faster to scan and review.

The screenshot displays the MyCAP interface for a student. At the top, there is a header with a circular logo containing 'GM', the title 'MyCAP: My Career & Academic Plan (2020-2021)', a 'My Progress' indicator, and a 'Get Started!' button. Below the header, there is a section for '10th Grade' with a 'View: 10th Grade' dropdown menu and a 'Print' button. The main content area includes a welcome message for the sophomore year, a paragraph about exploring values and skills, and a section titled 'Career Exploration' with a paragraph about work values. At the bottom, there is an expandable content block for 'Work Values' with a '+ More' button and a 'Back to Top' button. Red arrows and numbers 1 through 5 point to specific features: 1 points to the progress sidebar, 2 points to the 'View' dropdown, 3 points to the 'Print' button, 4 points to the 'Back to Top' button, and 5 points to the '+ More' button.

New design of the assigned curriculum in the student center

MyCAP: My Career & Academic Plan (2020-2021)
 My Progress

10th Grade View: 10th

Welcome to your sophomore year!

This year, you'll explore your values and skills. You'll review and update your list of favorite... explore education options for after high school. You'll begin exploring colleges and other... what will be a good fit for you.

With a plan for life after high school in mind, you can review your high school course plan... you've selected support your future goals. You'll create a new goal and then update your...

Don't forget to look back at the work you completed last year to see how you've changed

Career Exploration

Over the last few years, you've learned about your interests. This year, you're going to explore your work values... information about yourself, you'll have a chance to review your focus Career Cluster and Saved Careers to see... changes.

The **Work Values Sorter** is an assessment that helps you figure out what you care the most about in... flexibility or helping other people. There are no right or wrong answers - just think honestly about who...

[+ More](#)

Work Values (from the Work Values Sorter)

My Progress
0 out of 14

- Career Exploration 0/4
 - Work Values Sorter
 - Basic Skills Survey
 - Focus Career Cluster
 - Saved Careers
- + My High School Goals & Plans 0/2
- + Planning for Life After High School 0/3
- + My Experiences & Achievements 0/3
- + End-of-Year Wrap Up 0/2

New progress sidebar for students to quickly see what they've completed and what is yet to be accomplished

Note: as a result of the changes to the assigned curriculum in the student center, administrators in the Professional Center can no longer change the font or font size in the Assignment & Curriculum Builder.

5. CURRICULUM CAN BE ASSIGNED TO GRADES 3, 4, AND 5

Administrators can now assign curriculum to grades 3, 4, and 5 within the Assignment & Curriculum Builder in the Professional Center. Educators can assign and report on the following trackable activities to students in grades 3 to 5:

- Experiences
- Journal
- Career Cluster Survey
- Basic Skills Survey

Curriculum	Grades											Post-Secondary Student	Workplace Adult
	3	4	5	6	7	8	9	10	11	12			
MyCAP: My Career & Academic Plan (2020-2021) • Last edited on 6/9/2020 9:26:00 AM by Professional Admin	<input checked="" type="radio"/>	<input checked="" type="radio"/>	<input checked="" type="radio"/>	<input type="radio"/>	<input checked="" type="radio"/>	<input checked="" type="radio"/>	<input checked="" type="radio"/>	<input checked="" type="radio"/>	<input checked="" type="radio"/>	<input checked="" type="radio"/>	<input checked="" type="radio"/>	<input type="radio"/>	<input type="radio"/>
None assigned:	<input type="radio"/>	<input type="radio"/>	<input type="radio"/>	<input checked="" type="radio"/>	<input type="radio"/>	<input type="radio"/>	<input type="radio"/>	<input type="radio"/>	<input type="radio"/>	<input type="radio"/>	<input type="radio"/>	<input checked="" type="radio"/>	<input checked="" type="radio"/>

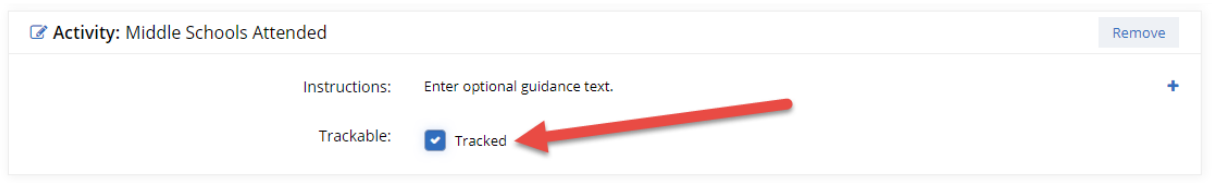
New ability to assign a curriculum to grades 3 to 5

Use of the Assignment & Curriculum Builder for grades 3, 4, and 5 requires licenses for elementary students in those grades. Please reach out to sales@xap.com for pricing.

6. ALL ASSIGNED CURRICULUM ACTIVITIES ARE NOW TRACKABLE

When creating or updating an assigned curriculum using the Assignment & Curriculum Builder in the Professional Center, administrators have the option of tracking the activities listed below.

- Journal
- High School Transition Plan
- High Schools Attended
- Apprenticeships
- Degrees and Credentials Earned
- Informal Learning Experiences
- Internships
- Licenses and Certifications
- Short-duration Courses
- Physical Health Activities
- Demographics
- This is Me
- Parents/Guardians
- Professional Association Memberships
- Middle Schools Attended
- GMAT
- GRE
- LSAT
- MCAT
- Colleges Attended
- Self-Advocacy Strategies



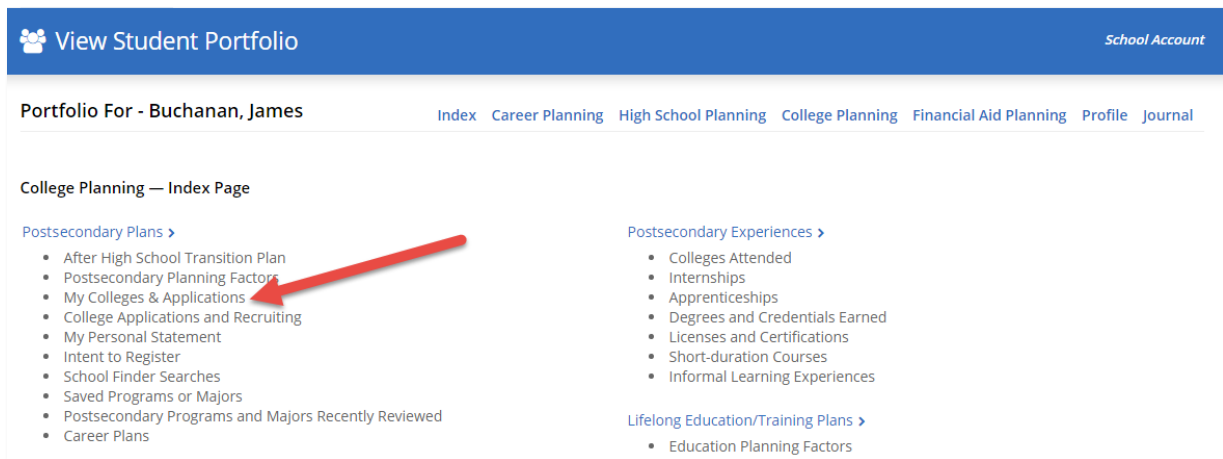
The screenshot shows a configuration box for the activity 'Middle Schools Attended'. At the top left, there is a checkmark icon and the text 'Activity: Middle Schools Attended'. At the top right, there is a 'Remove' button. Below this, there is an 'Instructions:' field with the text 'Enter optional guidance text.' and a plus sign icon. At the bottom, there is a 'Trackable:' field with a checked checkbox and the text 'Tracked'. A red arrow points to the 'Tracked' checkbox.

Middle Schools Attended activity now trackable

Newly trackable activities have been automatically updated to be tracked in existing curriculum sets.

7. MY COLLEGES & APPLICATIONS UPDATED IN THE PROFESSIONAL CENTER

In the Professional Center, the activity, Saved Colleges & Postsecondary Schools or Application Status, has been updated to match its name in the Student Center, My Colleges & Applications. The options for tracking the activity and its completion have been reworded to be clearer. The revision swapped the display of the regular tracking options and the activity-specific option and added some additional prompt text to make the options more usable.



View Student Portfolio School Account

Portfolio For - Buchanan, James [Index](#) [Career Planning](#) [High School Planning](#) [College Planning](#) [Financial Aid Planning](#) [Profile](#) [Journal](#)

College Planning — Index Page

Postsecondary Plans >

- After High School Transition Plan
- Postsecondary Planning Factors
- My Colleges & Applications
- College Applications and Recruiting
- My Personal Statement
- Intent to Register
- School Finder Searches
- Saved Programs or Majors
- Postsecondary Programs and Majors Recently Reviewed
- Career Plans

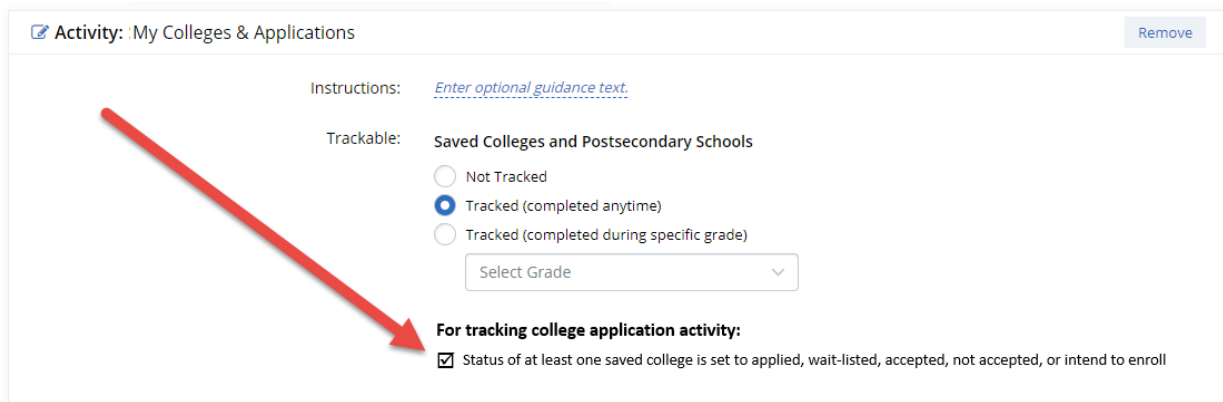
Postsecondary Experiences >

- Colleges Attended
- Internships
- Apprenticeships
- Degrees and Credentials Earned
- Licenses and Certifications
- Short-duration Courses
- Informal Learning Experiences

Lifelong Education/Training Plans >

- Education Planning Factors

Professional's view of the renamed My Colleges & Applications activity in the Professional Center



Activity: My Colleges & Applications Remove

Instructions: [Enter optional guidance text.](#)

Trackable: Saved Colleges and Postsecondary Schools

Not Tracked

Tracked (completed anytime)

Tracked (completed during specific grade)

Select Grade

For tracking college application activity:

Status of at least one saved college is set to applied, wait-listed, accepted, not accepted, or intend to enroll

Revised layout and updated text for the My Colleges & Applications activity in the Assignment & Curriculum Builder