



# Release Notes

July 27, 2020

**XAP Corporation**

600 Corporate Pointe, Suite 220

Culver City, CA 90230

## **TABLE OF CONTENTS**

Release Notes Summary .....	3
1. Resolved Issues .....	4
2. Educators Can Upload Files into Student Accounts .....	5
3. New! Applications Scatterplots Feature .....	6
4. Refreshed Layout and Design for the Student View of the Assigned Curriculum.....	9
5. All Assigned Curriculum Activities Are Now Trackable.....	11
6. My Colleges & Applications Updated in the Professional Center .....	12

## ***RELEASE NOTES SUMMARY***

These release notes detail the product improvements and new features included in the July 27th release.

### **Resolved Issues** (formerly improvement report)

- The dates within some activities were not displaying properly when the activity was edited.
- Previously completed annualized activities were not reporting accurately in the Assignment and Curriculum Builder tracking report.

### **Enhanced & New Features**

- Educators can upload documents (files) into student's accounts.
- New! Application scatterplots added to Professional and Student centers.
- The layout and design of the student view of an assigned curriculum has been refreshed so it's easier to use.
- All activities within the Assignment & Curriculum Builder are now trackable.
- In the Professional Center, the activity, Saved Colleges & Postsecondary Schools or Application Status, has been updated to match its name in the Student Center, My Colleges & Applications. The options for tracking the activity and its completion have been reworded to be clearer.

## 1. RESOLVED ISSUES

This table summarizes the product improvements included in the July 22nd release.

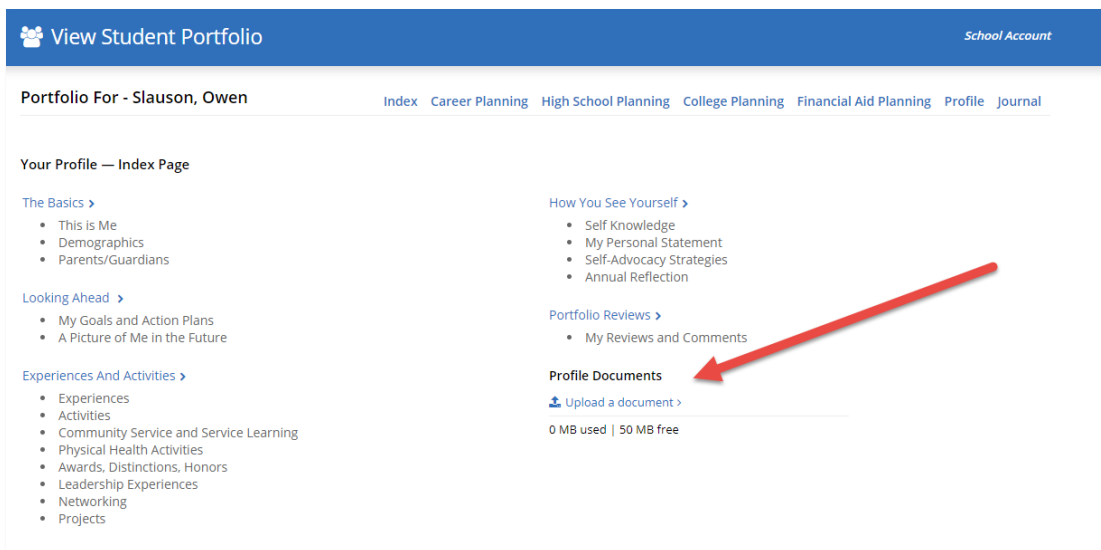
	Problem	Improvement
1	<b>Student Center:</b> The following activities did not properly show previously entered dates when edited by a student: Professional Association Membership, Colleges Attended, Internships, Education Planning Factors, and Short-Term Courses. (79343)	The code was reviewed and updated so that dates are properly saved after editing.
2	<b>Student Center:</b> An annualized activity that had been completed in a previous year and was assigned again in another year in the Assigned Curriculum was showing as completed this school year when it was not. (79297)	Once an annualized activity has been completed, subsequent assignment of the activity requires the student to review and update the activity as required. The text and explanation of this both in the report and within the assigned activity were not clear. The text has been updated.

## 2. EDUCATORS CAN UPLOAD FILES INTO STUDENT ACCOUNTS

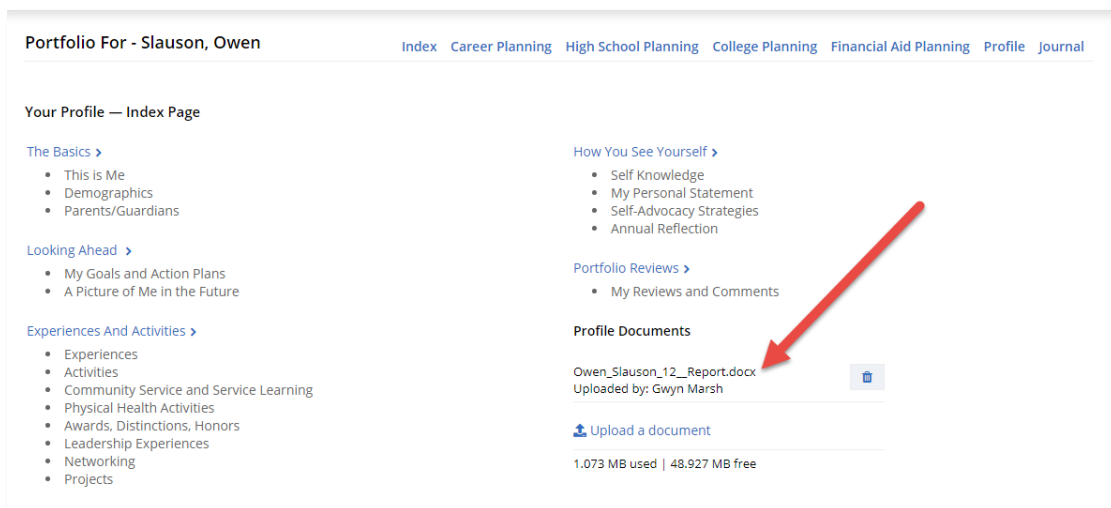
Using the Professional Center tools, educators can upload documents (files) into student's accounts. Files can be up to 10 MB in size and can be the following types:

- PDF
- DOC
- DOCX
- JPG
- PNG
- TIFF

Once uploaded, the file(s) are available to the student (and their parent) via the Your Profile section within the student's portfolio. Professionals can remove the file – however neither parents nor students can remove it. Additionally, the design of the upload functionality in the student center has been updated.



### New upload feature within the Professional Center



### Professionals' view of an uploaded file

### 3. NEW! APPLICATIONS SCATTERPLOTS FEATURE

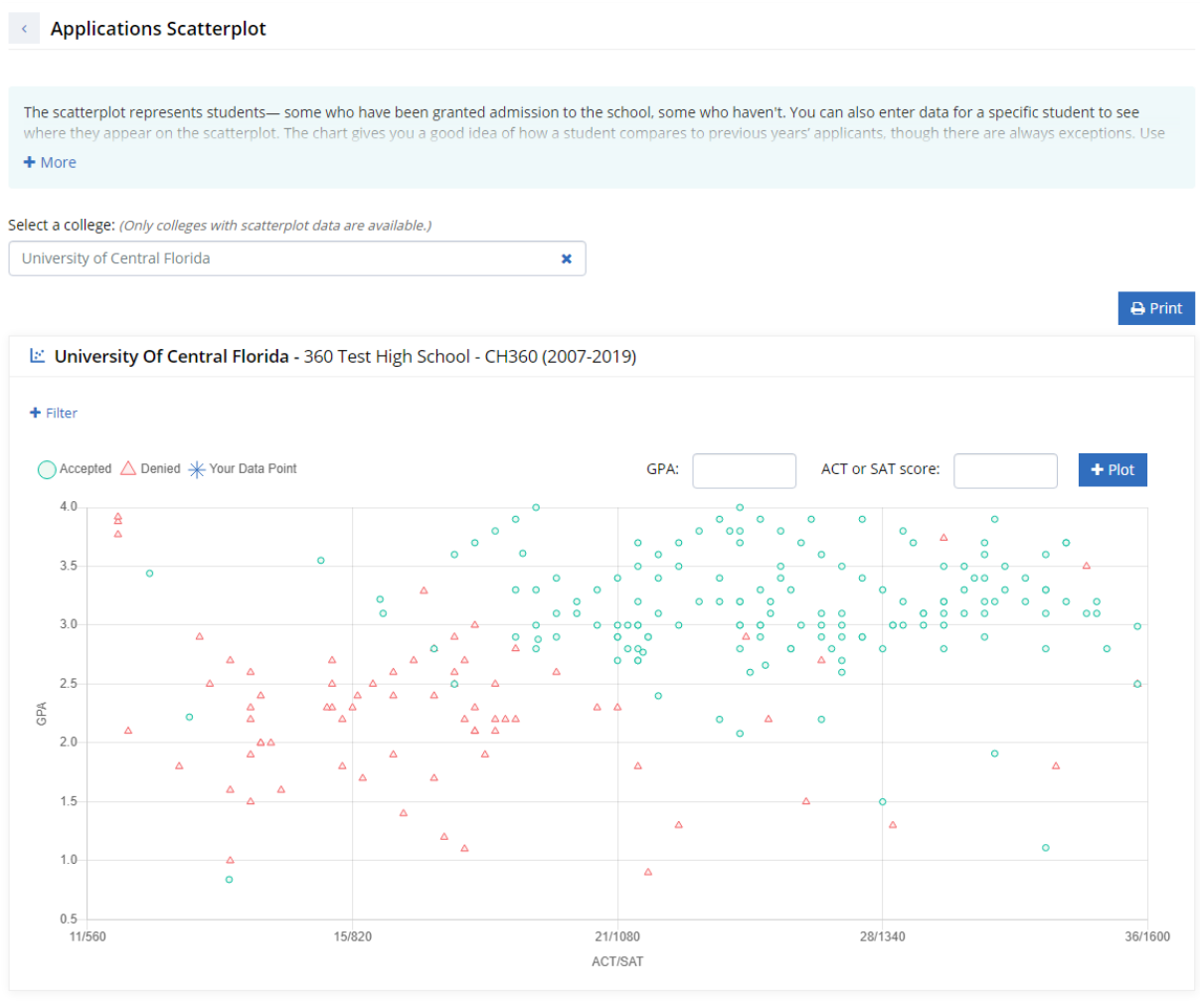
A new tool is now available showing students, parents, and educators the results of previous students' applications to a college. GPA and either SAT or ACT (or both) scores from legacy students from a school are shown on a graph to help illustrate the acceptance/rejection scale of past applications. Students can plot their own GPA and test scores (or predictions) to see where they fall on the graph supporting "what if" research.

Within the Professional Center, account holders with administrative privileges can upload college acceptance data of the school's alumni. A minimum of five (5) records for each college is required for scatterplot to display, however administrators can increase this minimum if desired.

The screenshot shows the 'Applications Scatterplot' interface. At the top, there's a blue header with the title and 'School Account'. Below the header, the interface is divided into three main sections. The first section, 'Upload Data', has a sub-header 'Last uploaded May 13, 2020 | History'. It contains instructions for uploading data, a file input field with 'existing-outcomes-file.csv' and a 'Download' button, and a 'Start Data Upload >' button. The second section, 'Scatterplots', has a 'View Scatterplot >' button and a description of the feature. The third section, 'Settings', has an 'Edit' button and a 'Minimum Data Count: 5' setting. At the bottom right, there's an illustration of a laptop displaying a scatterplot.

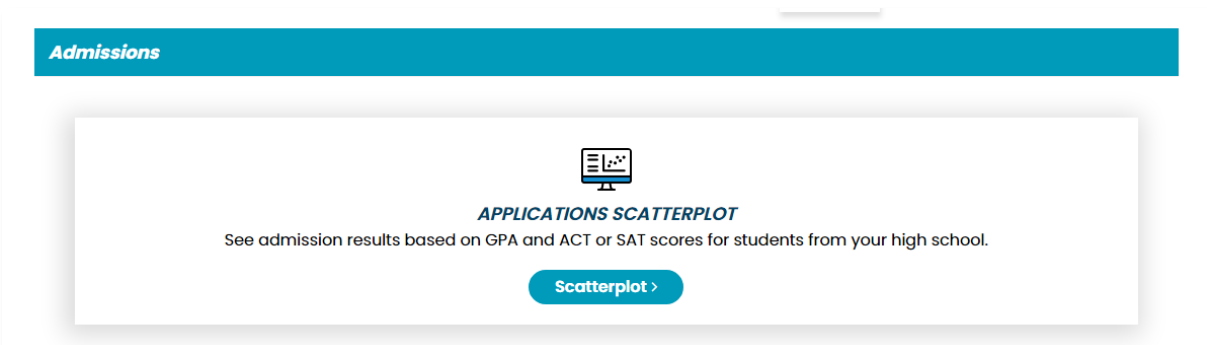
*Applications Scatterplot feature within the Professional Center*

Once the data is uploaded, administrators can view a college's scatterplot from the Professional Center while students, parents and educators can view the scatterplot from the college's profile in the Student Center.



*Applications Scatterplot showing high school alumni outcomes*

Educators, students, and parents can enter the student's estimated or known GPA and ACT or SAT scores to explore possible application outcomes for that college. The scatterplot link appears within the Admissions section of the college profile for every college that has the minimum number of required records.



*Applications Scatterplot link within a college profile*

Select a college: (Only colleges with scatterplot data are available.)

University of Central Florida

Print

University Of Central Florida - 360 Test High School - CH360 (2007-2019)

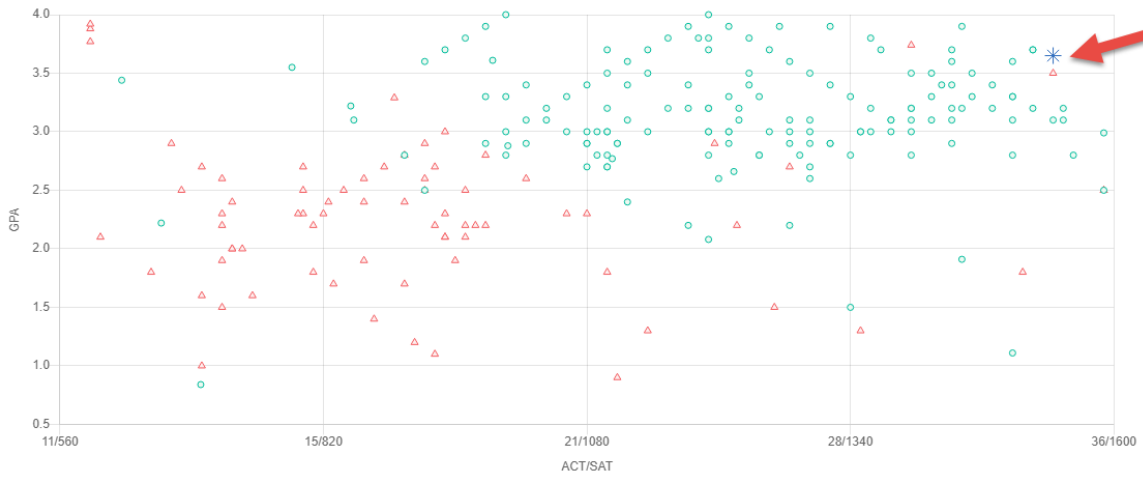
+ Filter

Accepted Denied \* Your Data Point

GPA: 3.65

ACT or SAT score: 35

+ Plot



Application Scatterplot shown with student data



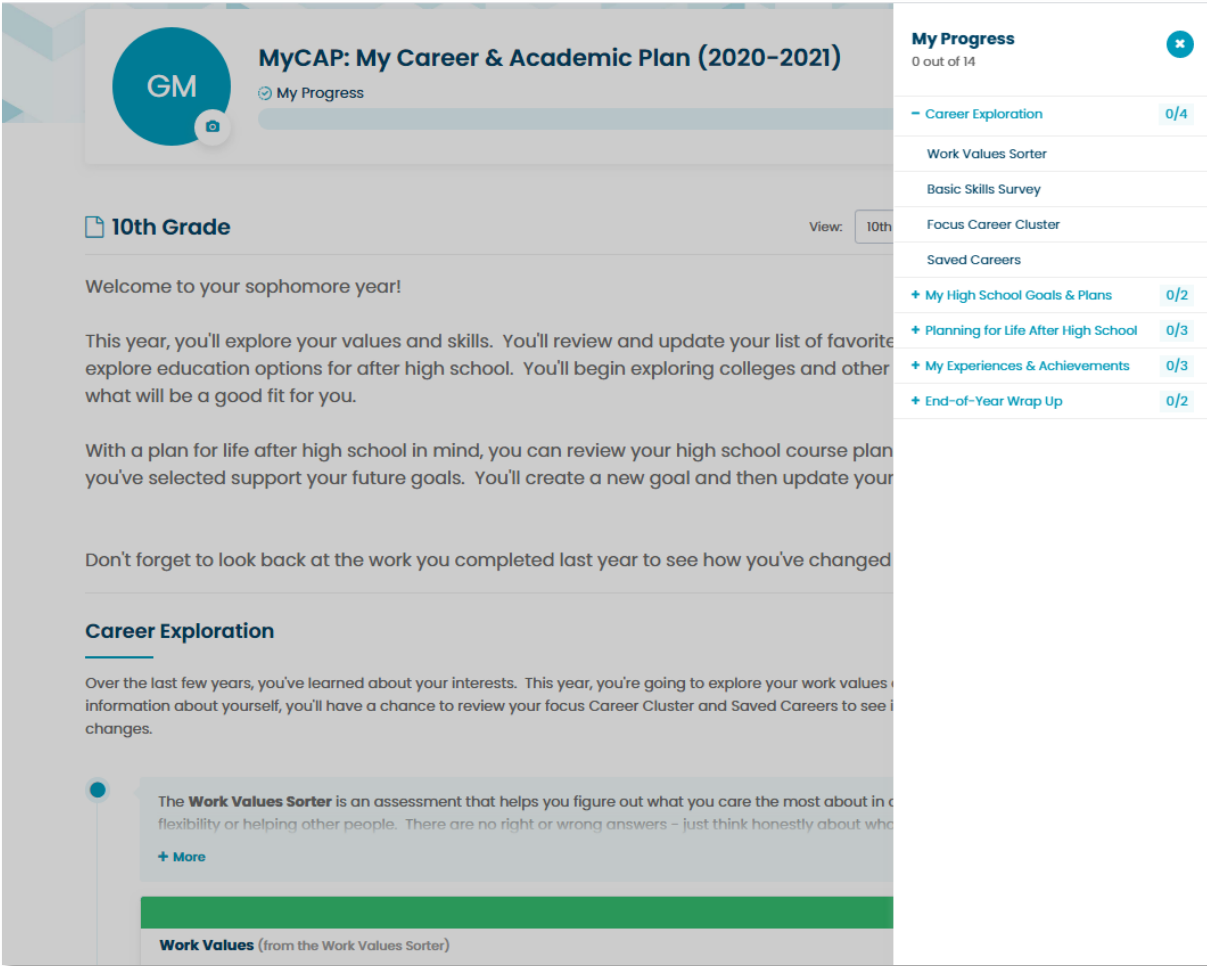
## 4. REFRESHED LAYOUT AND DESIGN FOR THE STUDENT VIEW OF THE ASSIGNED CURRICULUM

The student view of the assigned curriculum has been refreshed! The new layout and design make it easier for students to see what they have accomplished and what activities are still to be completed. Changes include the following:

1. Expandable progress sidebar showing at a glance what activities have been accomplished and when, and what remains to be completed.
2. Drop-down option to easily change views of the assigned curriculum (for example changing from the 10<sup>th</sup> grade assigned activities to the 11<sup>th</sup> grade assigned activities).
3. Print button to quickly print the activities.
4. "Back to Top" button to easily return to the top of the page.
5. The content blocks containing the instructions are now expandable making the page faster to scan and review.

The screenshot displays the MyCAP interface for a student. At the top, there's a header with a circular logo containing 'GM', the title 'MyCAP: My Career & Academic Plan (2020-2021)', a 'My Progress' indicator, and a 'Get Started!' button. Below this is a section for '10th Grade' with a 'View: 10th Grade' dropdown menu and a 'Print' button. The main content area starts with a welcome message: 'Welcome to your sophomore year!'. This is followed by a paragraph: 'This year, you'll explore your values and skills. You'll review and update your list of favorite careers. Then you'll explore education options for after high school. You'll begin exploring colleges and other training programs to see what will be a good fit for you.' Another paragraph follows: 'With a plan for life after high school in mind, you can review your high school course plan to be sure the classes you've selected support your future goals. You'll create a new goal and then update your life events and activities.' Below this is a section titled 'Career Exploration' with a paragraph: 'Over the last few years, you've learned about your interests. This year, you're going to explore your work values and skills. With this new information about yourself, you'll have a chance to review your focus Career Cluster and Saved Careers to see if you'd like to make any changes.' A callout box for 'The Work Values Sorter' is highlighted with a red arrow labeled '5'. The callout text reads: 'The Work Values Sorter is an assessment that helps you figure out what you care the most about in a job. It might be wealth, or flexibility or helping other people. There are no right or wrong answers - just think honestly about what matters the most to you. It' with a '+ More' link. At the bottom right, there is a 'Back to Top' button highlighted with a red arrow labeled '4'. On the right side, there is a 'My Progress' sidebar highlighted with a red arrow labeled '1'. A 'Print' button is highlighted with a red arrow labeled '3'. A 'View: 10th Grade' dropdown menu is highlighted with a red arrow labeled '2'. At the bottom, there is a green bar with the text 'Updated On Apr 02, 2020.' and a 'Work Values (from the Work Values Sorter)' section.

*New design of the assigned curriculum in the student center*



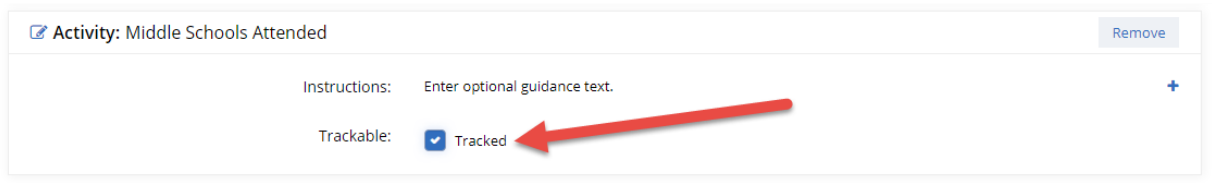
*New progress sidebar for students to quickly see what they've completed and what is yet to be accomplished*

Note: as a result of the changes to the assigned curriculum in the student center, administrators in the Professional Center can no longer change the font or font size in the Assignment & Curriculum Builder.

## 5. ALL ASSIGNED CURRICULUM ACTIVITIES ARE NOW TRACKABLE

When creating or updating an assigned curriculum using the Assignment & Curriculum Builder in the Professional Center, administrators have the option of tracking the activities listed below.

- Journal
- High School Transition Plan
- High Schools Attended
- Apprenticeships
- Degrees and Credentials Earned
- Informal Learning Experiences
- Internships
- Licenses and Certifications
- Short-duration Courses
- Physical Health Activities
- Demographics
- This is Me
- Parents/Guardians
- Professional Association Memberships
- Middle Schools Attended
- GMAT
- GRE
- LSAT
- MCAT
- Colleges Attended
- Self-Advocacy Strategies



Activity: Middle Schools Attended Remove

Instructions: Enter optional guidance text. +

Trackable:  Tracked

*Middle Schools Attended activity now trackable*

Newly trackable activities have been automatically updated to be tracked in existing curriculum sets.

## 6. MY COLLEGES & APPLICATIONS UPDATED IN THE PROFESSIONAL CENTER

In the Professional Center, the activity, Saved Colleges & Postsecondary Schools or Application Status, has been updated to match its name in the Student Center, My Colleges & Applications. The options for tracking the activity and its completion have been reworded to be clearer. The revision swapped the display of the regular tracking options and the activity-specific option and added some additional prompt text to make the options more usable.

**View Student Portfolio** School Account

Portfolio For - Buchanan, James [Index](#) [Career Planning](#) [High School Planning](#) [College Planning](#) [Financial Aid Planning](#) [Profile](#) [Journal](#)

College Planning — Index Page

Postsecondary Plans >

- After High School Transition Plan
- Postsecondary Planning Factors
- My Colleges & Applications
- College Applications and Recruiting
- My Personal Statement
- Intent to Register
- School Finder Searches
- Saved Programs or Majors
- Postsecondary Programs and Majors Recently Reviewed
- Career Plans

Postsecondary Experiences >

- Colleges Attended
- Internships
- Apprenticeships
- Degrees and Credentials Earned
- Licenses and Certifications
- Short-duration Courses
- Informal Learning Experiences

Lifelong Education/Training Plans >

- Education Planning Factors

*Professional's view of the renamed My Colleges & Applications activity in the Professional Center*

**Activity: My Colleges & Applications** Remove

Instructions: [Enter optional guidance text.](#)

Trackable: Saved Colleges and Postsecondary Schools

Not Tracked

Tracked (completed anytime)

Tracked (completed during specific grade)

Select Grade

**For tracking college application activity:**

Status of at least one saved college is set to applied, wait-listed, accepted, not accepted, or intend to enroll

*Revised layout and updated text for the My Colleges & Applications activity in the Assignment & Curriculum Builder*