



Release Notes

February 7, 2023

XAP Corporation

600 Corporate Pointe, Suite 220

Culver City, CA 90230

TABLE OF CONTENTS

Release Notes Summary	3
1. Resolved Issues	4
2. Student Activity Report.....	5
3. Licensed Activities	6
4. Transcript Notifications	7
5. Annual Reflection Activity.....	8
6. Saved Career Clusters and Career Pathways Activity.....	9
7. Work-Based Learning Update: Job Shadowing	10
8. Messages.....	12

RELEASE NOTES SUMMARY

These release notes detail the product improvements and new features included in the February 7th, 2023, release.

Resolved Issues

1. The summary and link label for Your Profile > How You See Yourself > Self Knowledge was updated.
2. NSC reports are now available in the Professional Center > Alumni Outcomes for licensed schools.
3. Students using the Lawton Public Schools ICAP will no longer receive intermittent error messages when accessing their curriculum.

Enhanced & New Features

- The Student Activity Report was created to assist professionals in reporting on ICAP activity.
- Activities for which a school does not have a license will be removed from the Assignment & Curriculum Builder.
- For schools that use App Docs and/or Common App, professionals will now receive an email notification when they have pending student transcript requests.
- Activity styles have been updated for Your Portfolio > How You See Yourself > Annual Reflection.
- Activity styles have been updated for Your Portfolio > Career Planning > Career Plans > Saved Career Clusters and Career Pathways.
- For schools with a license to the Work-Based Learning module, the Job Shadowing Work-Based Learning activity was updated from an exposure activity to an engagement activity.
- The styles and WYSIWYG editor were updated for Your Portfolio > Messages.

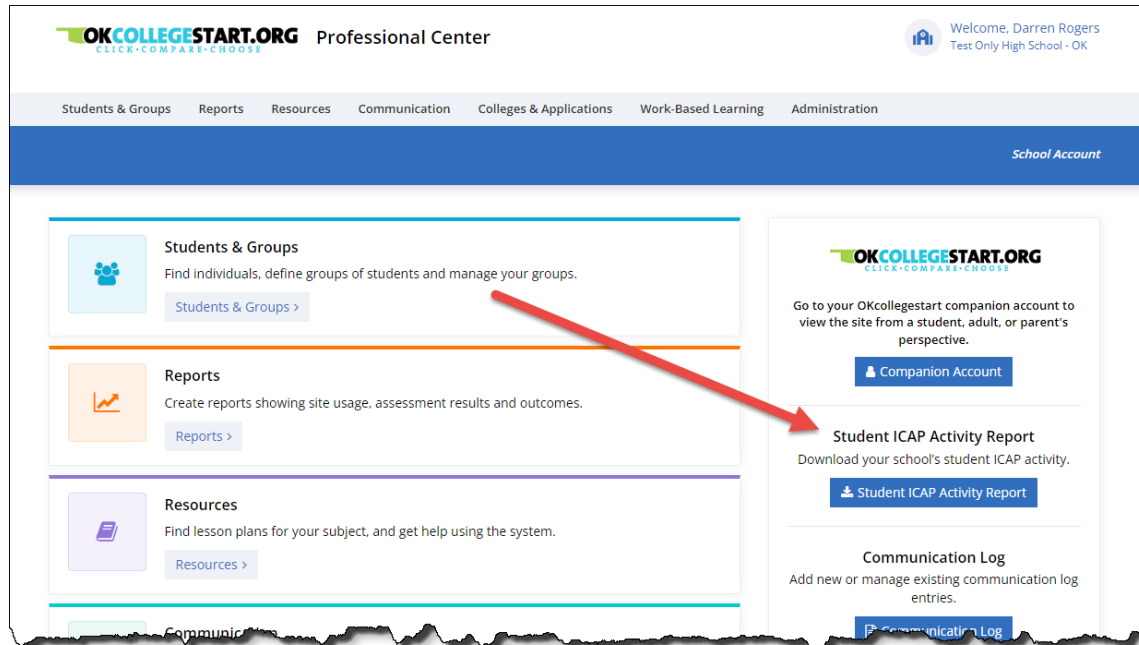
1. RESOLVED ISSUES

This table summarizes the product improvements included in the February 7th, 2023, release.

	Problem	Improvement
1	The link for Your Profile > How You See Yourself > Self Knowledge was not grammatically correct. (PPS-3247)	The prompt text and link for Profile > How You See Yourself > Self Knowledge was updated.
2	National Student Clearinghouse reports are not displaying in the Professional Center. (PPS-3457)	The National Student Clearinghouse reports are now available for licensed schools.
3	Students using the Lawton Public Schools ICAP were receiving intermittent error messages when trying to access the curriculum. (PPS-3516)	Student using the Lawton Public Schools ICAP will no longer receive intermittent error messages when accessing their curriculum.

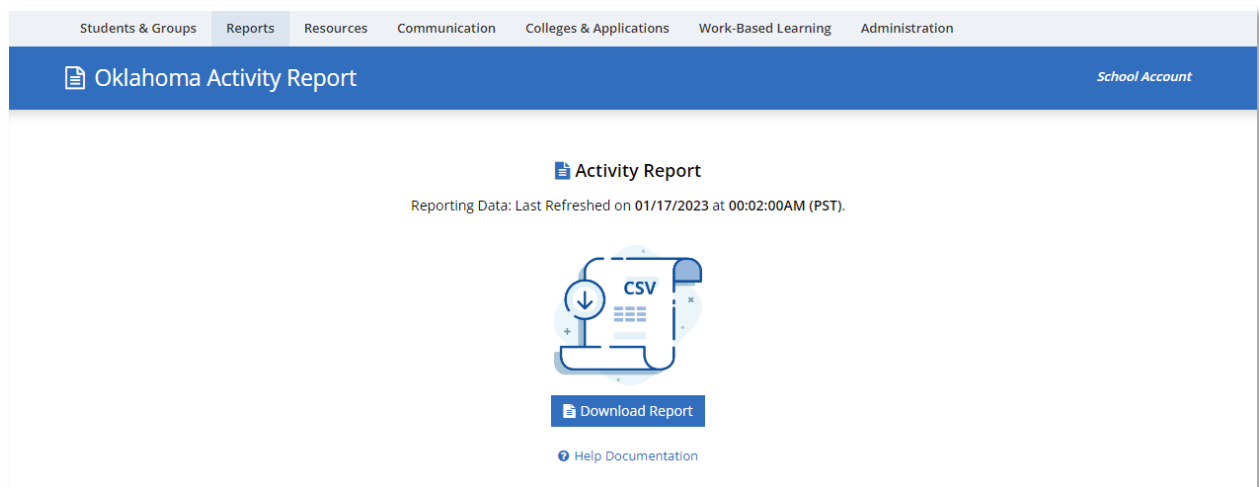
2. STUDENT ACTIVITY REPORT

A report has been created for professionals that lists all completion dates for ICAP activities. A badge for the report has been added to the Pro Center Home page for professional users.



OKcollegestart Home Page

The student activity report page will contain the date and time the file was last generated, a link to download the file, and a link to a help document.



Oklahoma Activity Report Page

3. LICENSED ACTIVITIES

Licensed activities will be removed from the Assignment & Curriculum Builder for unlicensed schools. Example activities include Career Planning > All About You > Aptitudes (Ability Profiler), and Career Planning > All About You > AchieveWORKS assessments.

Section 1

Find activities by...

Portfolio section: - OR - Search:

☐ AchieveWORKS Intelligences

☐ AchieveWORKS Personality

☐ AchieveWORKS Learning & Productivity

[+ Add Activities](#)

No selected activities

[+ Back](#)

Assignment & Curriculum Builder Find Activities

When a licensed activity expires, an indicator that the license has expired will be displayed in the Assignment & Curriculum Builder. This indicator will remain until the license is renewed or the activity is removed from the curriculum. The activity will no longer be displayed to the student.

Section: Section 1 [Rename](#) [Remove](#)

Instructions: Empty

Instructional documents:

Activities	Tracked
AchieveWORKS Intelligences	✓
AchieveWORKS Learning & Productivity	✓
AchieveWORKS Personality	✓
⚠ Expired License AchieveWORKS Skills	✓

[Add/Edit Activities](#) [Sort Activities](#)

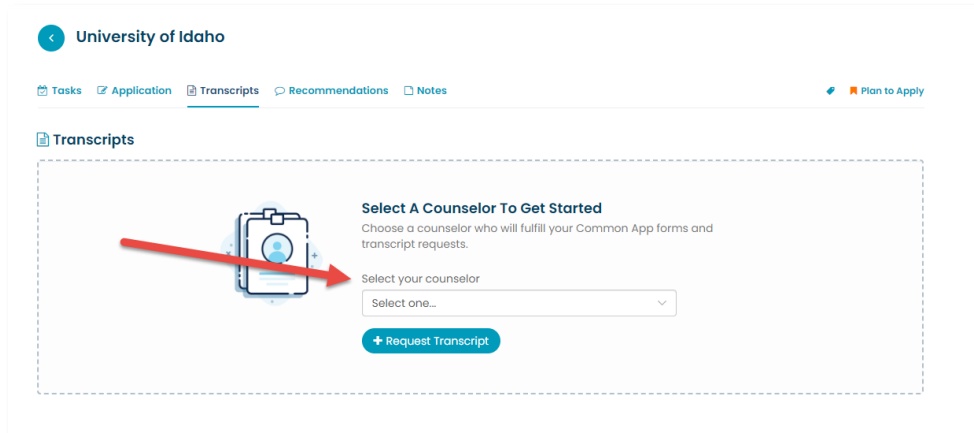
[+ Add Section](#)

[← Back](#)

Assignment & Curriculum Builder Expired License

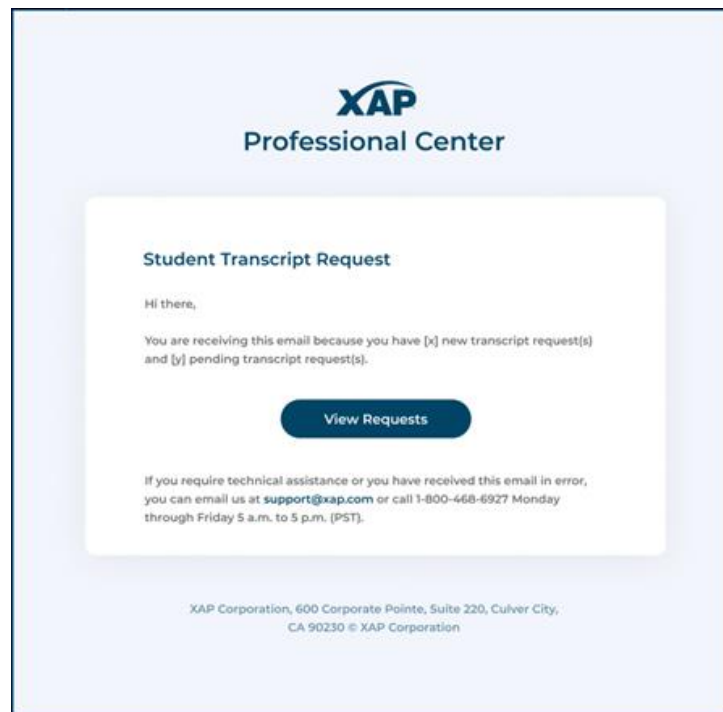
4. TRANSCRIPT NOTIFICATIONS

For schools that use App Docs and/or Common App, professionals will now receive an email notification when they have pending student transcript requests. The student selects the professional from a drop-down list when requesting a transcript.

A screenshot of a web application interface for the University of Idaho. At the top, there's a navigation bar with a back arrow and the text "University of Idaho". Below this is a sub-navigation bar with tabs: "Tasks", "Application", "Transcripts" (which is highlighted), "Recommendations", and "Notes". On the right of this bar is a "Plan to Apply" button. The main content area is titled "Transcripts" and contains a large dashed box. Inside this box, on the left, is an icon of a clipboard with a person silhouette, with a red arrow pointing from it towards the right. To the right of the icon, the text reads "Select A Counselor To Get Started", followed by "Choose a counselor who will fulfill your Common App forms and transcript requests." Below this is a label "Select your counselor" and a dropdown menu with the text "Select one...". At the bottom of this section is a blue button with a white plus sign and the text "Request Transcript".

My Colleges > Transcripts

The professional will receive an email indicating that new or existing transcript requests are pending. The email will be generated daily until the transcript requests are acted upon.



Sample Email

5. ANNUAL REFLECTION ACTIVITY

The Annual Reflection activity has been updated to use the new form and button styles. The summary mode has also been updated.

Annual Reflection

Choose a time period for this reflection:

Choose a time period... ▾

What did you learn about yourself this year?

Describe your likes, dislikes, academic strengths and weaknesses, dreams, frustrations, new skills ... and anything else!

Character limit: 4000

Save Cancel

What did you learn about your academic development this year?

Describe learning, test taking and assignment strategies that worked this year. What subjects or classes did you excel at this year? Why? What subjects or classes gave you trouble this year? Why?

Character limit: 4000

Annual Reflection Activity Panel

Annual Reflection

TimePeriod for this reflection:
11th Grade

Things I learned about myself this year:
Lorem ipsum dolor sit amet, illud constituam disputando in vis. Vix dicta forensibus voluptatum cu, graecis feugait recusabo no vel, et eum dicam labore apeirian. Adhuc primis ius te, quo te assum dolorum, tollit libris facilisi mel no. Ex his facilisis efficiendi, affert feugait te mei.

Things I learned about my academic development this year:
Lorem ipsum dolor sit amet, illud constituam disputando in vis. Vix dicta forensibus voluptatum cu, graecis feugait recusabo no vel, et eum dicam labore apeirian. Adhuc primis ius te, quo te assum dolorum, tollit libris facilisi mel no. Ex his facilisis efficiendi, affert feugait te mei.

Updated: January 17, 2023

[Add an annual reflection >](#)

Annual Reflection Summary

6. SAVED CAREER CLUSTERS AND CAREER PATHWAYS ACTIVITY

The Saved Career Clusters and Career Pathways activity has been updated to use the new form and button styles. The summary mode has also been updated.



Saved Career Clusters and Career Pathways

 **Business Management and Administration**
Career Cluster

January 17, 2023

Enter your notes and comments about this Career Cluster:

 Record your thoughts on why this Career Cluster looks interesting to you -- particularly the factors that differentiate it from others you may be considering. How does it fit into your career plans?

✓ Save

✕ Cancel

 Remove Career Cluster


 **Education and Training**
Career Cluster

+ Add Notes


 Remove

January 17, 2023

Saved Career Clusters and Career Pathways Activity Panel




Saved Career Clusters and Career Pathways


 **Business Management and Administration**
Career Cluster

January 17, 2023


1/17/2023 4:20:00 PM

 Edit

Lorem ipsum dolor sit amet, illud constituam disputando in vis. Vix dicta forensibus voluptatum cu, graecis feugait recusabo no vel, et eum dicam labore apeirian. Adhuc primis ius te, quo te assum dolorum, tollit libris facilisi mel no. Ex his facilisis efficiendi, affert feugait te mei.

 **Education and Training**
Career Cluster

+ Add Notes

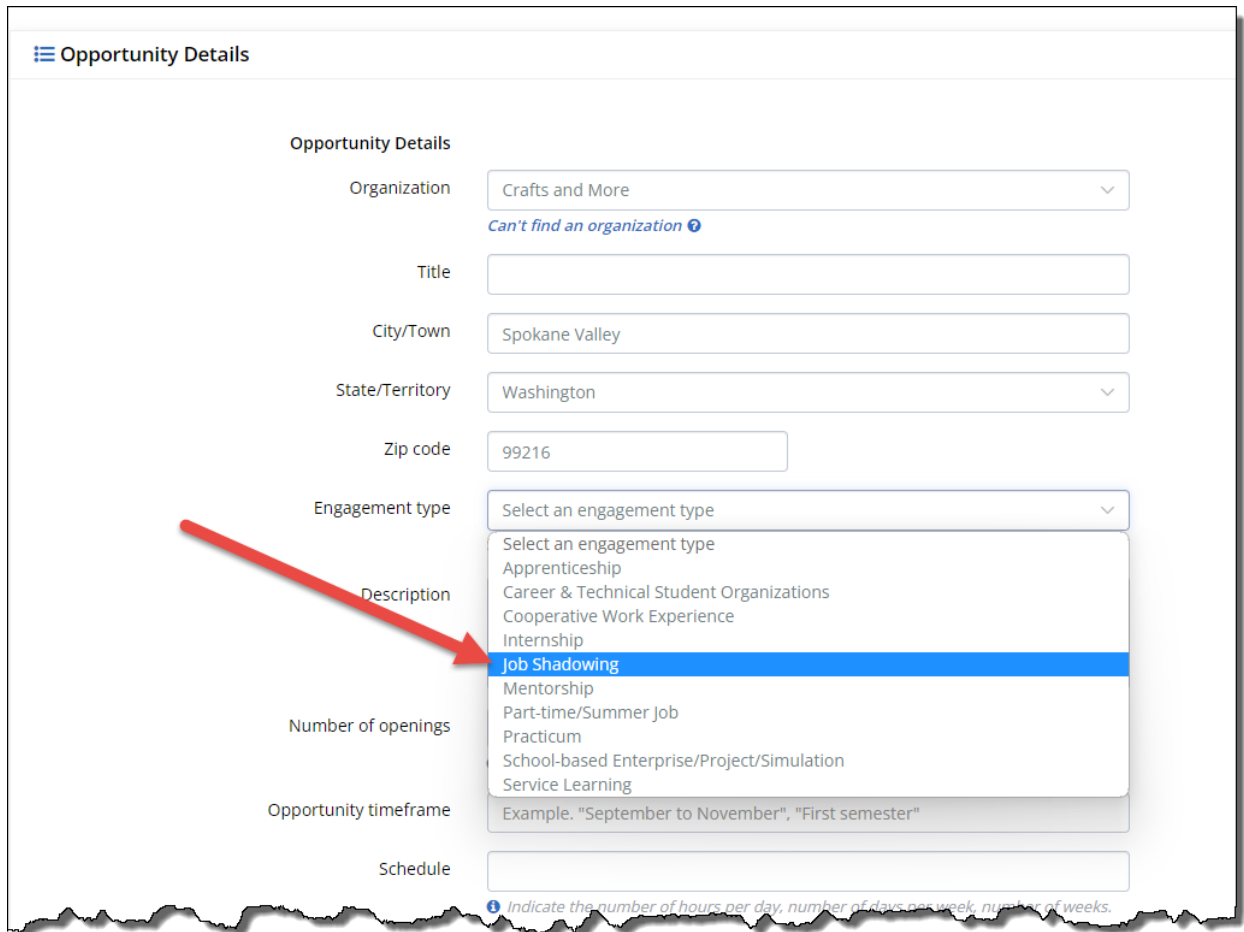
 Remove

January 17, 2023

Saved Career Clusters and Career Pathways Summary

7. WORK-BASED LEARNING UPDATE: JOB SHADOWING

For schools that have a license to the Work-Based Learning module, the Job Shadowing activity has been reclassified from an exposure activity to an engagement activity. Existing Job Shadowing exposure experiences have been updated to engagement experiences.



The screenshot shows the 'Opportunity Details' form. The 'Engagement type' dropdown menu is open, showing a list of options. A red arrow points to the 'Job Shadowing' option, which is highlighted in blue. The other options in the dropdown are: Select an engagement type, Apprenticeship, Career & Technical Student Organizations, Cooperative Work Experience, Internship, Mentorship, Part-time/Summer Job, Practicum, School-based Enterprise/Project/Simulation, and Service Learning. The form also includes fields for Organization (Crafts and More), Title, City/Town (Spokane Valley), State/Territory (Washington), Zip code (99216), Description, Number of openings, Opportunity timeframe (Example: "September to November", "First semester"), and Schedule. A note at the bottom indicates that the schedule field should indicate the number of hours per day, number of days per week, and number of weeks.

Opportunity Details

Organization: Crafts and More
[Can't find an organization](#)

Title:

City/Town: Spokane Valley

State/Territory: Washington

Zip code: 99216

Engagement type: Select an engagement type

Description:

Number of openings:

Opportunity timeframe: Example: "September to November", "First semester"

Schedule:

Indicate the number of hours per day, number of days per week, number of weeks.

Opportunity Details

New Experience

Experience Details

Basic Information

Experience type

Job Shadowing

Title

Status

☒ Not Started

☐ In Progress

☐ Complete

Organization

Name

City/Town

State/Territory

Select a state/territory

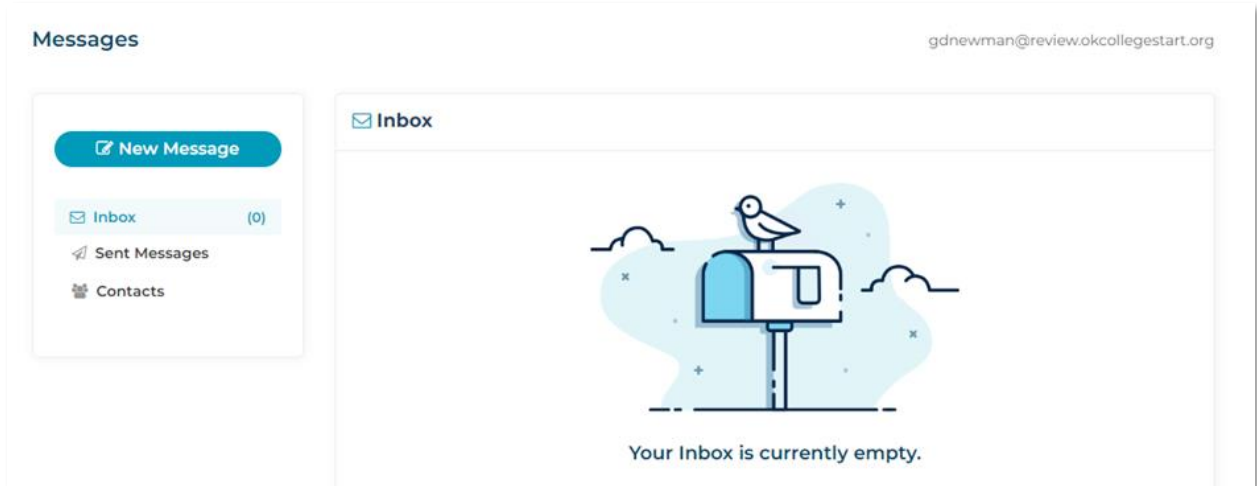
Contact name

Phone number

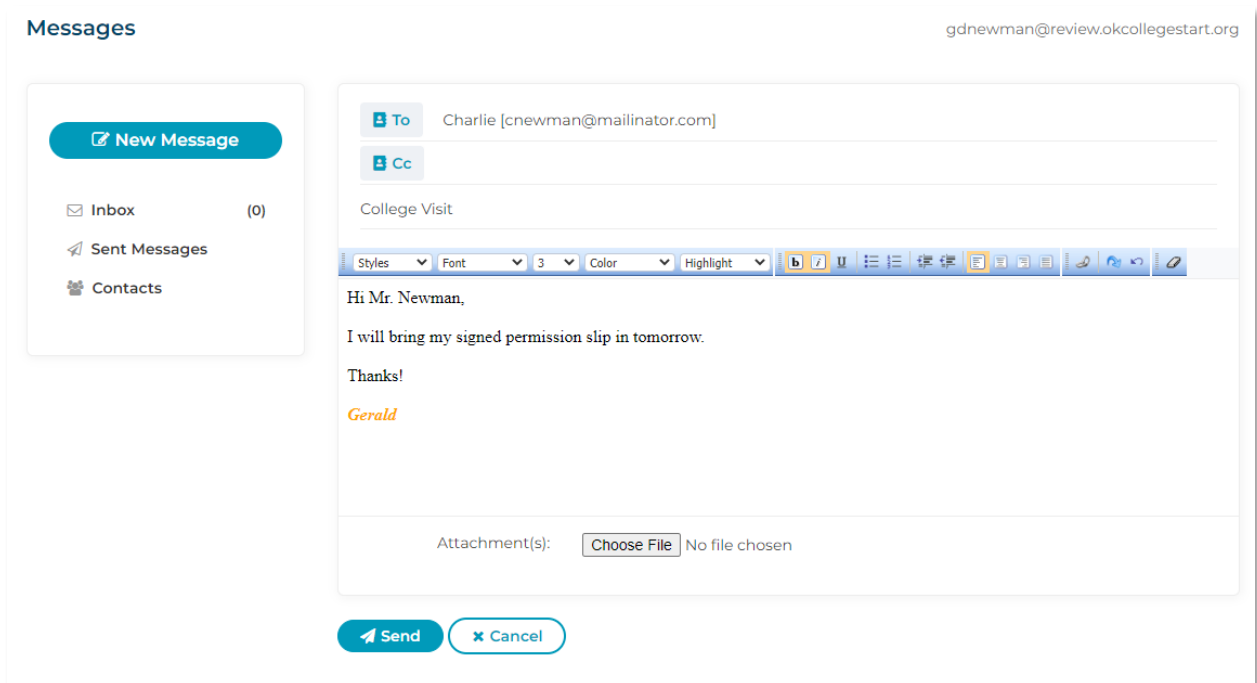
Student Create Job Shadowing Work-Based Learning Experience

8. MESSAGES

The Messages module was updated to use a new style and WYSIWYG (what you see is what you get) editor.



Messages Inbox



Message WYSIWYG Editor