



Release Notes

June 28, 2023

XAP Corporation

600 Corporate Pointe, Suite 220

Culver City, CA 90230

TABLE OF CONTENTS

Release Notes Summary	3
1. Resolved Issues	4
2. Timeline Style Improvements.....	6
3. FAFSA	8
4. Assignment & Curriculum Builder	9
5. Resources.....	10

RELEASE NOTES SUMMARY

These release notes detail the product improvements and new features included in the June 28th, 2023, release.

Resolved Issues

1. When viewing Job Banks with a Career Profile, Job Banks has new styling.
2. When viewing the Connections page for Legal Secretary career profile, the name of the association was updated to reflect the correct name, National Association for Legal Support Professionals (NALS).
3. When viewing the Connections page for Veterinarian career profile, the name of the association was updated to reflect the correct name, American Association of Veterinary Medical Colleges.
4. When viewing the Connections page for the Travel Agent career profile the name of the society was updated to reflect the correct name, American Society of Travel Advisors.
5. When viewing the Connections page for the Medical Equipment Repairer career profile, the link for the Virginia Biomedical Association was removed.
6. When a parent views a student's homepage, the curriculum will now be displayed.
7. When a professional views a student's Work Value Sorter activity, the images will now display.
8. When a professional views a student's Career Key activity, the images will now display.

Enhanced & New Features

- Style improvements were made to the timeline menus.
- All FAFSA documentation was updated to indicate a change in the open date from October to December for the 2023 calendar year.
- The MyCAP: My Career and Academic Plan assignment lists for grade 6 – 12 has been assigned to all customers who don't currently have a curriculum assigned to their students.
- The Resources page was updated to include subsections designed to improve the look and feel of the page.

1. RESOLVED ISSUES

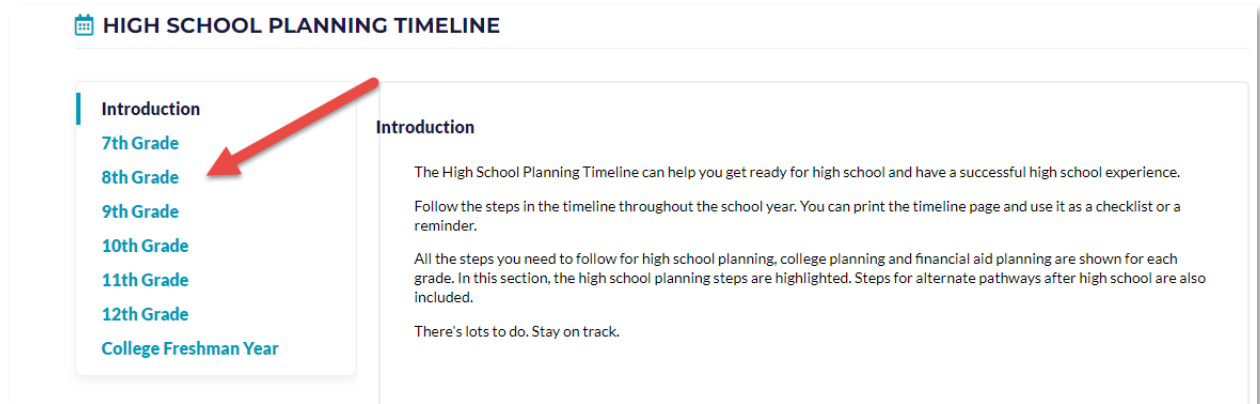
This table summarizes the product improvements included in the June 28th, 2023, release.

	Problem	Improvement
1	The styling is off when viewing Job Banks within a Career Profile. (PPS-4367)	The styling was updated when viewing Job Banks within a Career Profile.
2	When viewing the Connections page for the Legal Secretary career profile, National Association for Legal Professionals (NALS) is displayed. This is incorrect. (PPS-4720)	When viewing the Connections page for the Legal Secretary career profile, the name of the association was updated to reflect the correct name; National Association for Legal Support Professionals (NALS).
3	When viewing the Connections page for the Veterinarian profile, Association of Veterinary Medical Colleges is displayed. This is incorrect. (PPS-4675)	When viewing the Connections page for the Veterinarian career profile, the name of the association was updated to reflect the correct name; American Association of Veterinary Medical Colleges.
4	When viewing the Connections page for the Travel Agent career profile, the American Society of Travel Agents is displayed. This is incorrect. (PPS-4719)	When viewing the Connections page for the Travel Agent career profile, the name of the society was updated to reflect the correct name, American Society of Travel Advisors.
5	As a parent, when viewing the homepage, the student's curriculum is not displayed. (PPS-4602)	As a parent, when viewing the homepage, the student's curriculum will now be displayed.
6	When viewing the Connections page for the Medical Equipment Repairer career profile, the link for the Virginia Biomedical Association does not work. (PPS-4721)	When viewing the Connections page for the Medical Equipment Repairer career profile, the link for the Virginia Biomedical Association was removed.
7	When a professional views a student's Work Value Sorter activity, the images are not displayed. (PPS-4792)	When a professional views a student's Work Value Sorter activity, images will now be displayed.

	Problem	Improvement
8	When a professional views a student's Career Key activity, the images are not displayed (PPS-4798)	When a professional views a student's Career Key activity, images will now be displayed.

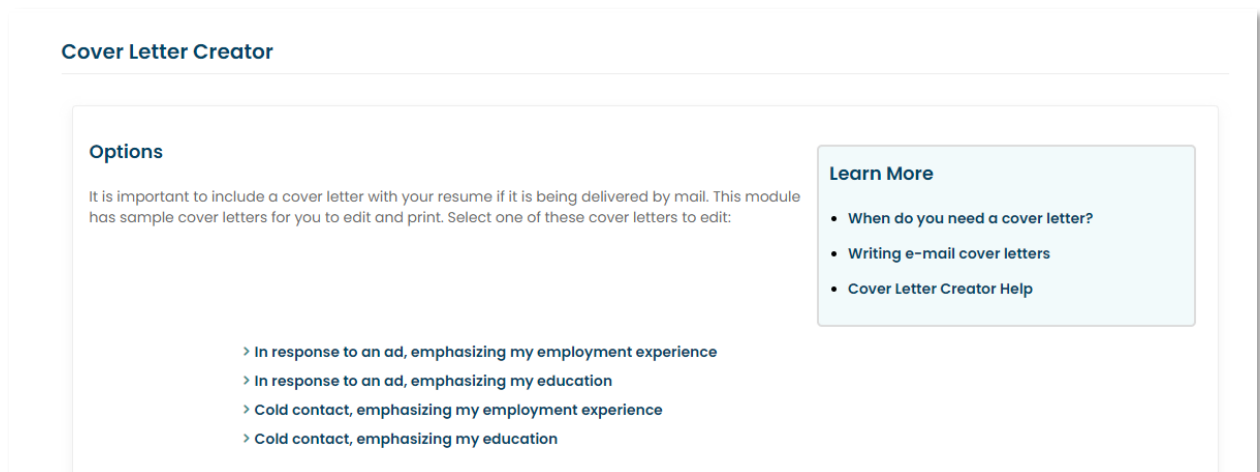
2. TIMELINE STYLE IMPROVEMENTS

The timeline menus were updated to a new style on High School Planning, Resume Builder, Job Interview Practice, Financial Aid Wizard, The Career Key, Basic Skills Survey, Transferable Skills Checklist, Compare Careers, and Work Values Sorter.



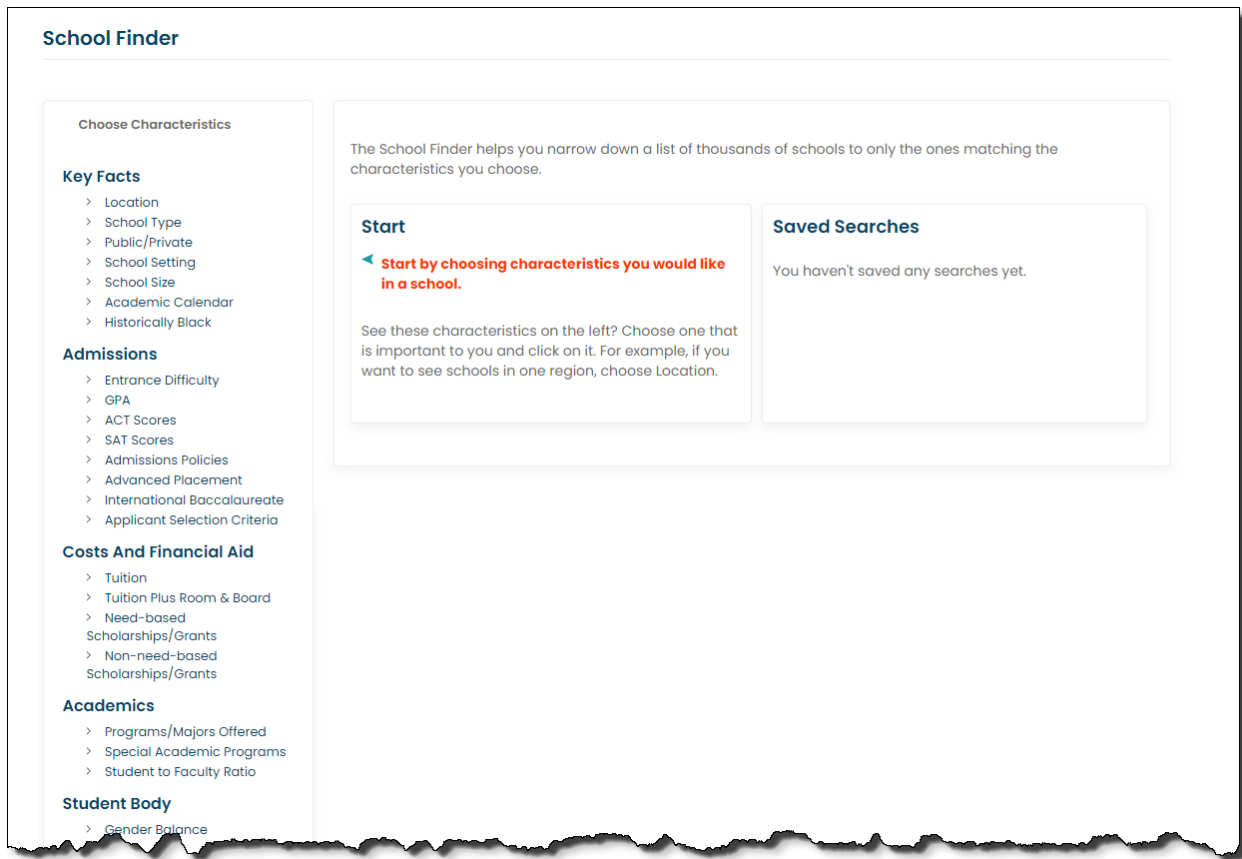
High School Planning Timeline

The timeline menus were removed from Cover Letter Creator, Thank-you Letter Builder, Distance Search, and College Matching Assistance.



Cover Letter Creator

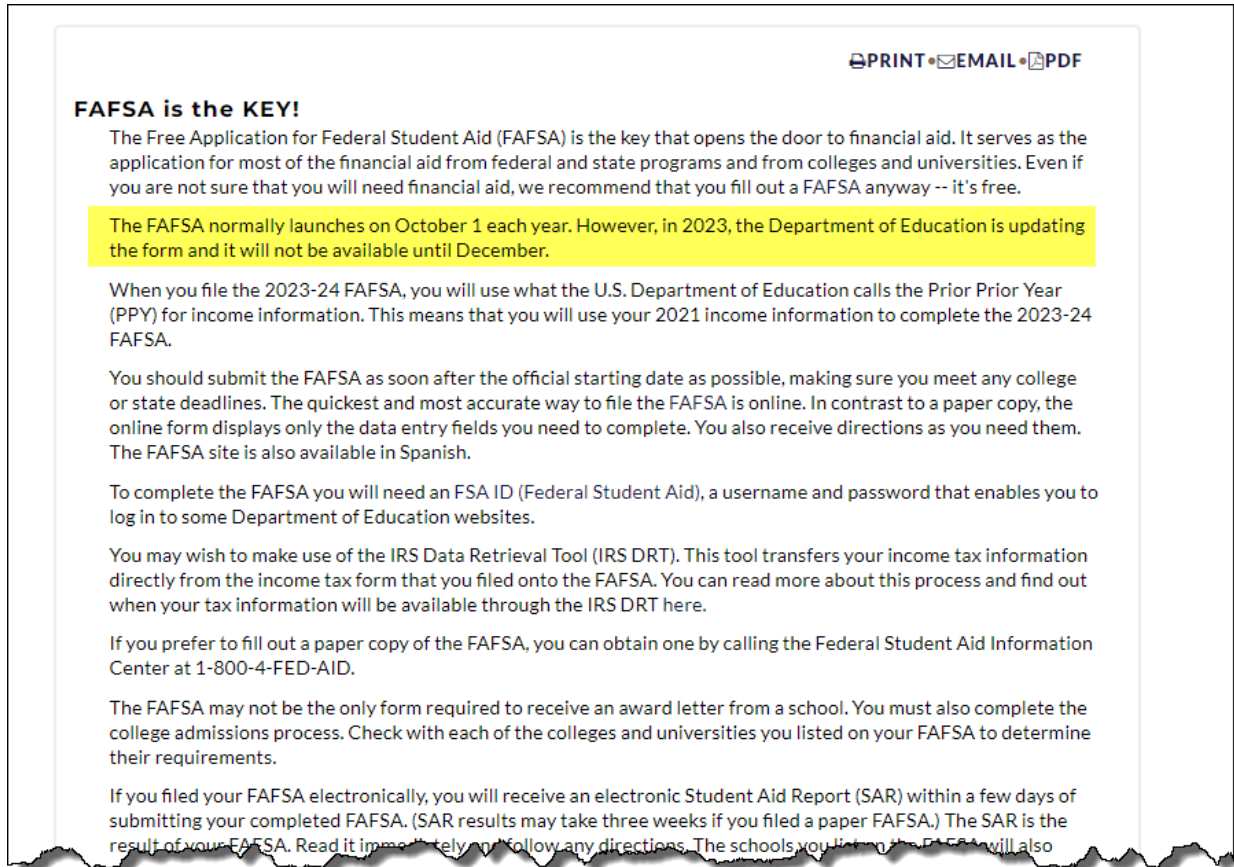
The timeline menu background was dropped, and the menu simplified for Career Finder and School Finder.



School Finder

3. FAFSA

The Department of Education is updating the FAFSA form. All articles referencing the FAFSA open date were updated to indicate the new form will not be open until December 2023.



PRINT • EMAIL • PDF

FAFSA is the KEY!

The Free Application for Federal Student Aid (FAFSA) is the key that opens the door to financial aid. It serves as the application for most of the financial aid from federal and state programs and from colleges and universities. Even if you are not sure that you will need financial aid, we recommend that you fill out a FAFSA anyway -- it's free.

The FAFSA normally launches on October 1 each year. However, in 2023, the Department of Education is updating the form and it will not be available until December.

When you file the 2023-24 FAFSA, you will use what the U.S. Department of Education calls the Prior Prior Year (PPY) for income information. This means that you will use your 2021 income information to complete the 2023-24 FAFSA.

You should submit the FAFSA as soon after the official starting date as possible, making sure you meet any college or state deadlines. The quickest and most accurate way to file the FAFSA is online. In contrast to a paper copy, the online form displays only the data entry fields you need to complete. You also receive directions as you need them. The FAFSA site is also available in Spanish.

To complete the FAFSA you will need an FSA ID (Federal Student Aid), a username and password that enables you to log in to some Department of Education websites.

You may wish to make use of the IRS Data Retrieval Tool (IRS DRT). This tool transfers your income tax information directly from the income tax form that you filed onto the FAFSA. You can read more about this process and find out when your tax information will be available through the IRS DRT [here](#).

If you prefer to fill out a paper copy of the FAFSA, you can obtain one by calling the Federal Student Aid Information Center at 1-800-4-FED-AID.

The FAFSA may not be the only form required to receive an award letter from a school. You must also complete the college admissions process. Check with each of the colleges and universities you listed on your FAFSA to determine their requirements.

If you filed your FAFSA electronically, you will receive an electronic Student Aid Report (SAR) within a few days of submitting your completed FAFSA. (SAR results may take three weeks if you filed a paper FAFSA.) The SAR is the result of your FAFSA. Read it immediately and follow any directions. The schools you listed on the FAFSA will also

4. ASSIGNMENT & CURRICULUM BUILDER

To encourage use of Choices360 and help educators jumpstart their CCR program, a ready-to-go curriculum is available within the Assignment & Curriculum Builder for grades 6 – 12. This curriculum, MyCAP: My Career & Academic Plan, has been assigned to all students of Choices360 customers who do not have a curriculum assigned to students. The MyCAP: will be prominently visible to students on the home page and will provide grade-based sequences of activities. Customers with the ready-to-go MyCAP assigned will automatically receive updates as changes are made in the future. **NOTE:** If you wish to duplicate, customize, modify, or remove your curriculum, please use our [Assignment & Curriculum Help Guides](#) for detailed instructions or contact us at support@xap.com.

The MyCAP ready-to-go curriculum has also been updated for the 2023-24 school year with streamlined activities for each grade level and several supplemental videos for grades 10 thru 12 to provide additional content on financial aid and the college application process.

The screenshot displays the 'Assignment & Curriculum Builder' interface. At the top, the 'CHOICES Professional Center' logo is on the left, and a user welcome message 'Welcome, Gizmo Newman Bass High School - CH360' is on the right. A navigation bar includes 'Students & Groups', 'Reports', 'Resources', 'Communication', 'Colleges & Applications', 'Work-Based Learning', and 'Administration'. The main header is 'Assignment & Curriculum Builder' with a 'School Account' link. Below this, a 'Your Assignments & Curriculums' section contains a descriptive paragraph and a '+ New' button. A red arrow points to the 'MyCAP: My Career & Academic Plan' entry in the list. The list shows four items: 'MyCAP: My Career & Academic Plan' (District-defined), 'MyCAP: My Career & Academic Plan' (Ready-to-go), 'New York Middle/Intermediate Level Career Plan' (Ready-to-go), and 'Northside ISD MyCAP' (7 page(s)).

Assignment & Curriculum Builder

5. RESOURCES

The Resources section was updated to include subsections designed to improve the look and feel of the page.

The screenshot shows the 'Resources' section of the CHOICES Professional Center. The page has a header with the CHOICES logo and 'Professional Center' text. A navigation bar includes 'Students & Groups', 'Reports', 'Resources', 'Communication', 'Colleges & Applications', 'Work-Based Learning', and 'Administration'. Below this is a sub-navigation bar with 'Getting Started', 'Lesson Plans', 'Resources', and 'Add-On Services'. The main content area is titled 'Getting Started' and contains a 'Webinars' section with a link to 'Learn more and register'. Below that is a 'Quick Reference Guides' section with several sub-sections: 'Student Center' (Create an Account), 'Professional Center' (Access Your Companion Student Account, Professional Accounts Overview), 'Student Account Management' (Learn More About COPPA, Batch Create Student Accounts, Release Student Accounts from Your School or Site, Merge Duplicate Student Accounts, Reset a Password, View a Student Portfolio, Use the Student Finder, Build a Group, Import a Choices Explorer or Choices Planner Portfolio into Choices360), 'Assignment and Curriculum Builder' (Use the Assignment & Curriculum Builder, Run an Assignment & Curriculum Builder Report), 'Assessments' (Learn More About the Basic Skills Survey, Learn More About the Career Cluster Survey, Learn More About the Career Key, Learn More About the Interest Profiler, Learn More About the Transferable Skills Checklist, Learn More About the Work Values Sorter, Learn More About the Ability Profiler), 'School-2-College-2-Work (Middle School Module)' (Get Started with School-2-College-2-Work: A Guide for Students, Use the Reporting Tools for School-2-College-2-Work), 'Surveys' (How to Use the Survey Manager), 'Scholarships' (Add Local Scholarships to the Scholarship Database), and 'Work-Based Learning Module' (Use the Work-Based Learning Module Features).

Resources Page