



Final Release Notes

October 4, 2023

XAP Corporation

600 Corporate Pointe, Suite 220

Culver City, CA 90230

TABLE OF CONTENTS

Release Notes Summary	3
1. Resolved Issues	4
2. Assignment & Curriculum Banner	6
3. Forgot Your Password	7
4. My Goals and Action Plans Report.....	8

RELEASE NOTES SUMMARY

These release notes detail the product improvements and new features included in the October 4th, 2023, release.

Resolved Issues

1. When a student logs into a batch created account, the Permanent Address heading is no longer displayed.
2. When viewing the My Goals & Actions Plans activity landing page, the student's name is now displayed at the top of the page.
3. When viewing Your Portfolio > Index, the Index menu is now highlighted.
4. The correct validation message now displays when renaming a curriculum in Assignment & Curriculum Builder.
5. The width of the student survey text boxes was increased to provide full access to the student responses.
6. The 'Print This', 'Email This', and 'PDF This' windows are no longer truncated. Students can once again print, email, or PDF Interest Profiler activity information.
7. When creating or editing a survey, a scroll bar was added to the 'Edit survey setting's modal to prevent it from being truncated when all fields are expanded.
8. When adding comments to the Student Portfolio or Assigned Curriculum the 'Add Comments' field no longer expands past the activity panel.
9. 'f105' has been removed from the links from on the 9th Grade High School Planning Timeline.
10. In the Student Center, the sub-navigation menu is now highlighted in College Planning > College Planning > Your Profile when a page is selected.
11. "f105" was removed from the Choose Characteristics list options of the School Finder.

Enhanced & New Features

- Students now have the option of clicking anywhere in the Assignment & Curriculum banner to access their Assignment & Curriculum pages.
- Professionals and students no longer need to enter an email address when requesting a password reset.
- The My Goals and Action Plans Report was enhanced to include a FAQ help modal and student PII was added to the export.

1. RESOLVED ISSUES

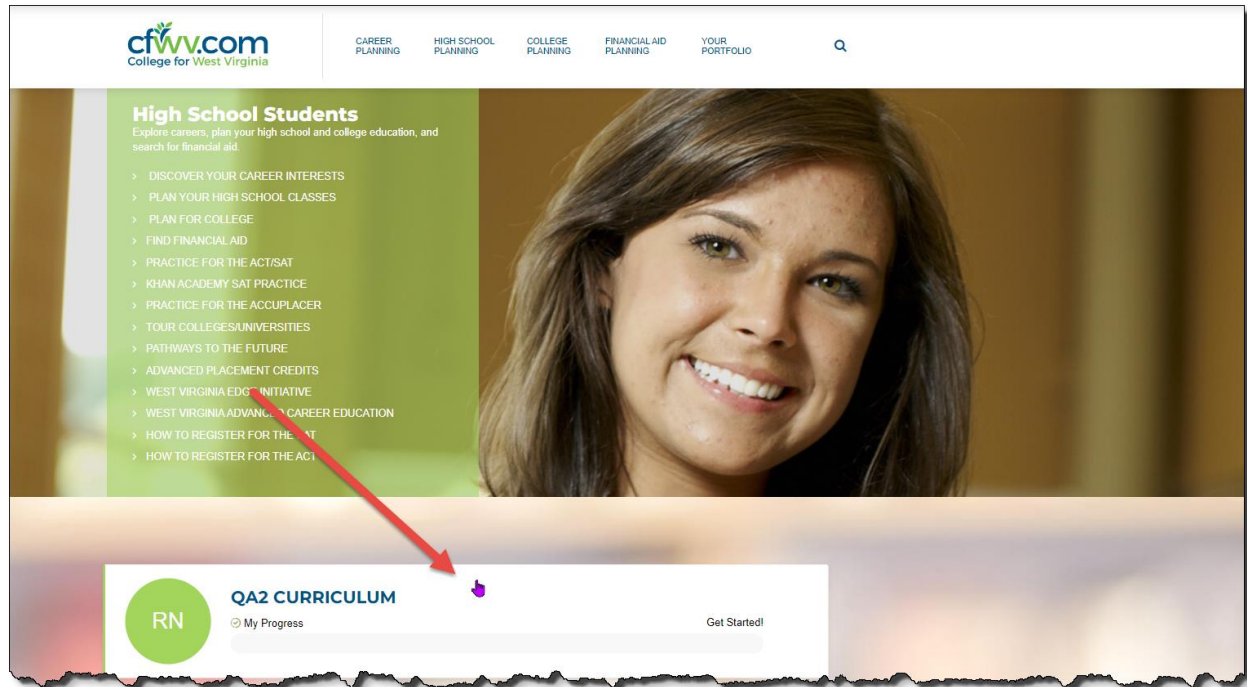
This table summarizes the product improvements included in the October 4th, 2023, release.

	Problem	Improvement
1	When a student logs into a batch created account, the Permanent Address heading is displayed without any associated fields. (PPS-2989)	When a student logs into a batch created account, the Permanent Address heading is no longer displayed.
2	When viewing the My Goals & Action Plans activity landing page as a professional or parent, the student's name is not displayed at the top of the page. (PPS-3588)	When viewing the My Goals & Actions Plans activity landing page, the student's name is now displayed at the top of the page.
3	When viewing the Your Portfolio > Index, the Index menu option isn't highlighted. (PPS-5361).	When viewing Your Portfolio > Index, the Index menu is now highlighted.
4	The validation message displayed when renaming a curriculum in Assignment & Curriculum Builder is not correct. (PPS-5381)	The correct validation message now displays when renaming a curriculum in Assignment & Curriculum Builder.
5	When a professional views student survey responses, the full text of the response is not displayed. (PPS-5399)	The width of the student survey text boxes was increased to provide full access to the student responses.
6	The 'Print This', 'Email This', and 'PDF This' windows are truncated in the Interest Profiler activity. Students are not able to print, email, or PDF the activity information. (PPS-5484)	The 'Print This', 'Email This', and 'PDF This' windows are no longer truncated. Students can once again print, email, or PDF Interest Profiler activity information.
7	In Surveys, when viewing the 'Edit survey settings' modal, the modal is truncated when all fields are expanded. (PPS-5487)	When creating or editing a survey, a scroll bar was added to the 'Edit survey settings' modal to prevent it from being truncated when all fields are expanded.
8	When adding comments to the Student Portfolio and Assigned Curriculum, a professional user	When adding comments to the Student Portfolio or Assigned Curriculum the 'Add

	Problem	Improvement
	can expand the 'Add Comments' field beyond the activity panel. (PPS-5513)	Comments' field no longer expands past the activity panel.
9	When viewing the High School Planning Timeline for the 9 th grade, 'f105' is incorrectly displayed after every link found on the page. (PPS-5554)	'f105' has been removed from the links from on the 9 th Grade High School Planning Timeline.
10	When selecting Career Planning > College Planning > Your Profile in the Student Center, they sub-navigation menu is not highlighted when selecting a page. (PPS-5564)	In the Student Center, the sub-navigation menu is now highlighted in College Planning > College Planning > Your Profile when a page is selected.
11	'f105' is displayed prior to the options found in the Choose Characteristics list of the School Finder. (PPS-5588)	'f105' was removed from the Choose Characteristics list options of the School Finder.
	When a parent attempts to view their student's resume in the Resume Builder activity, the link doesn't display the resume. (PPS-5581)	The resume now displays when the parent selects the student's resume, in the Resume Builder activity.

2. ASSIGNMENT & CURRICULUM BANNER

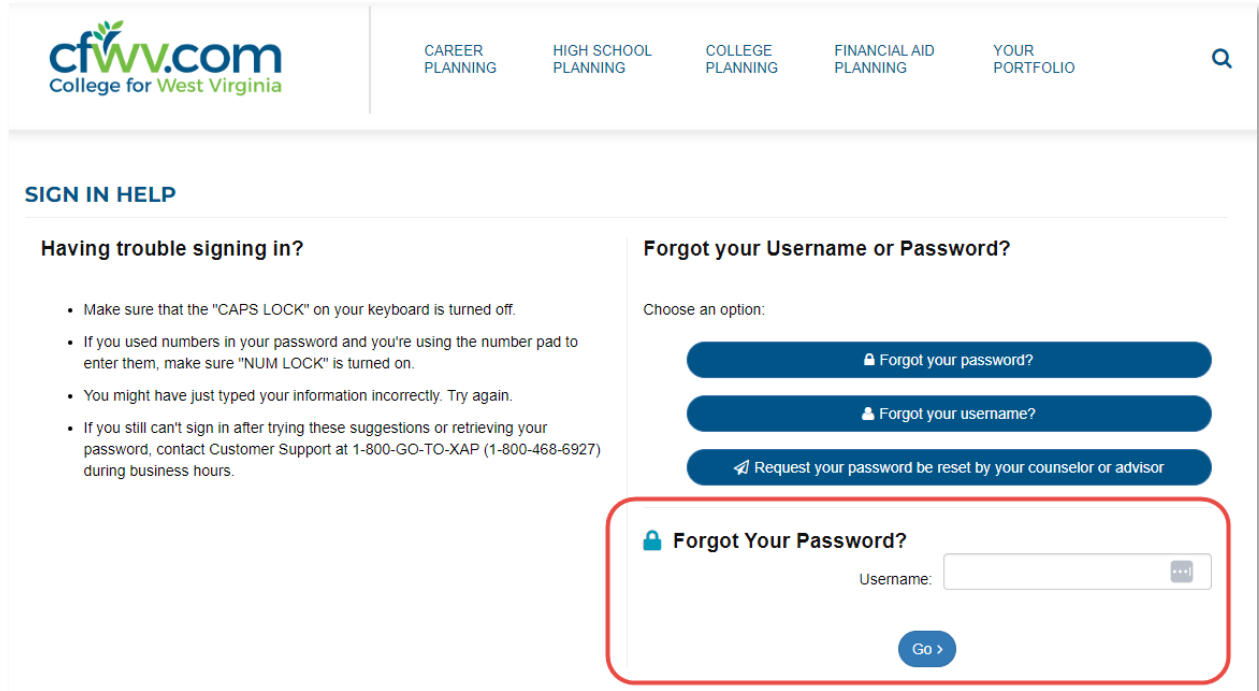
The Assignment & Curriculum banner found on the home page in the Student Center was updated. Students will now be able to click anywhere in the banner to access their Assignment & Curriculum page(s).



Student Center Home Page

3. FORGOT YOUR PASSWORD

Professionals and students are no longer required to enter an email address when requesting a password reset.



The screenshot shows the CFVW (College for West Virginia) website's 'SIGN IN HELP' section. The header includes the CFVW logo and navigation links for Career Planning, High School Planning, College Planning, Financial Aid Planning, and Your Portfolio. The 'SIGN IN HELP' section is divided into two columns. The left column, titled 'Having trouble signing in?', lists four troubleshooting steps: turning off CAPS LOCK, turning on NUM LOCK, checking for typos, and contacting Customer Support. The right column, titled 'Forgot your Username or Password?', offers three options: 'Forgot your password?', 'Forgot your username?', and 'Request your password be reset by your counselor or advisor'. A red box highlights the 'Forgot Your Password?' section, which includes a 'Username:' label, a text input field with a clear button, and a 'Go >' button.

SIGN IN HELP

Having trouble signing in?

- Make sure that the "CAPS LOCK" on your keyboard is turned off.
- If you used numbers in your password and you're using the number pad to enter them, make sure "NUM LOCK" is turned on.
- You might have just typed your information incorrectly. Try again.
- If you still can't sign in after trying these suggestions or retrieving your password, contact Customer Support at 1-800-GO-TO-XAP (1-800-468-6927) during business hours.

Forgot your Username or Password?

Choose an option:

- [Forgot your password?](#)
- [Forgot your username?](#)
- [Request your password be reset by your counselor or advisor](#)

Forgot Your Password?

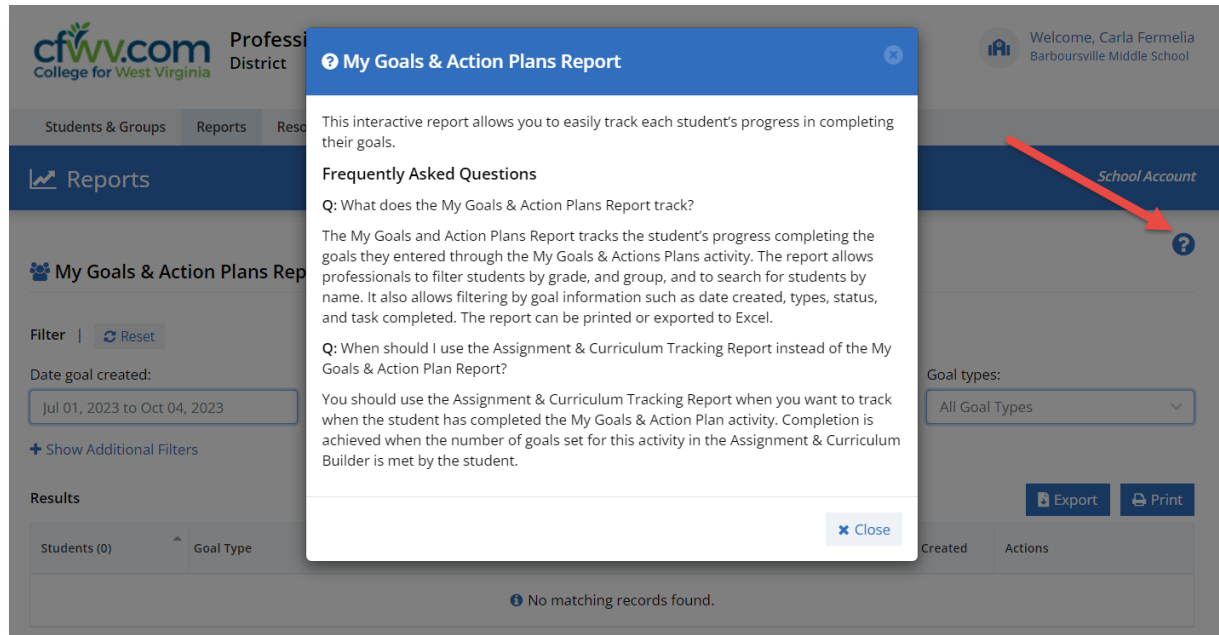
Username:

[Go >](#)

Sign In Help > Forgot Your Password

4. MY GOALS AND ACTION PLANS REPORT

Student PII was added to the export of the My Goals and Action Plans Report. Help text containing frequently asked questions was added and can be accessed by selecting the '?' icon. The misalignment of the table headings was also resolved.



My Goals and Action Plans Report Help Modal