



# Final Release Notes

October 4, 2023

**XAP Corporation**

600 Corporate Pointe, Suite 220

Culver City, CA 90230

## ***TABLE OF CONTENTS***

Release Notes Summary .....	3
1. Resolved Issues .....	5
2. Assignment & Curriculum Banner .....	8
3. Twitter Logo .....	9
4. Forgot Your Password .....	10
5. Alumni Outcomes: Top 25 Colleges First Attended .....	11
4. My Goals and Action Plans Report.....	13

## **RELEASE NOTES SUMMARY**

These release notes detail the product improvements and new features included in the October 4<sup>th</sup>, 2023, release.

### **Resolved Issues**

1. When viewing the My Goals & Actions Plans activity landing page, the student's name is now displayed at the top of the page.
2. When viewing Your Portfolio > Index, the Index menu is now highlighted.
3. The correct validation message now displays when renaming a curriculum in Assignment & Curriculum Builder.
4. The width of the student survey text boxes was increased to provide full access to the student responses.
5. The 'Print This', 'Email This', and 'PDF This' windows are no longer truncated. Students can once again print, email, or PDF Interest Profiler activity information.
6. 'District' was added to the header when viewing a district site.
7. When creating or editing a survey, a scroll bar was added to the 'Edit survey setting's modal to prevent it from being truncated when all fields are expanded.
8. Professional accounts will no longer be created as Professional with Transcripts permissions.
9. The 'District Learning' and 'International Student's' links under 'Answers to Your Colleges Question' were removed.
10. When viewing Poll results under the 'What kind of Institution are you most interested in attending', the poll results status bar is now displayed within the poll results.
11. When adding comments to the Student Portfolio or Assigned Curriculum the 'Add Comments' field no longer expands past the activity panel.
12. The 'Home' header text and icon now display in the Professional Center.
13. 'f105' has been removed from the links from on the 9<sup>th</sup> Grade High School Planning Timeline.
14. In the Student Center, the sub-navigation menu is now highlighted in College Planning > College Planning > Your Profile when a page is selected.
15. The resume now displays when the parent selects the student's resume, in the Resume Builder activity.
16. 'f105' was removed from the Choose Characteristics list options of the School Finder.

17. The dollar is once again appearing on the Matching Scholarships icon.

### **Enhanced & New Features**

- Students now have the option of clicking anywhere in the Assignment & Curriculum banner to access their Assignment & Curriculum pages.
- The Twitter logo was updated in the header to reflect change in name from 'Twitter' to 'X'.
- Professionals and students no longer need to enter an email address when requesting a password reset.
- The National Student Clearinghouse (NSC) released a new report that contains data on the top 25 postsecondary institutions that your high school graduates first attended within the two years of exiting high school.
- The My Goals and Action Plans Report was enhanced to include a FAQ help modal and student PII was added to the export.

## 1. RESOLVED ISSUES

This table summarizes the product improvements included in the October 4<sup>th</sup>, 2023, release.

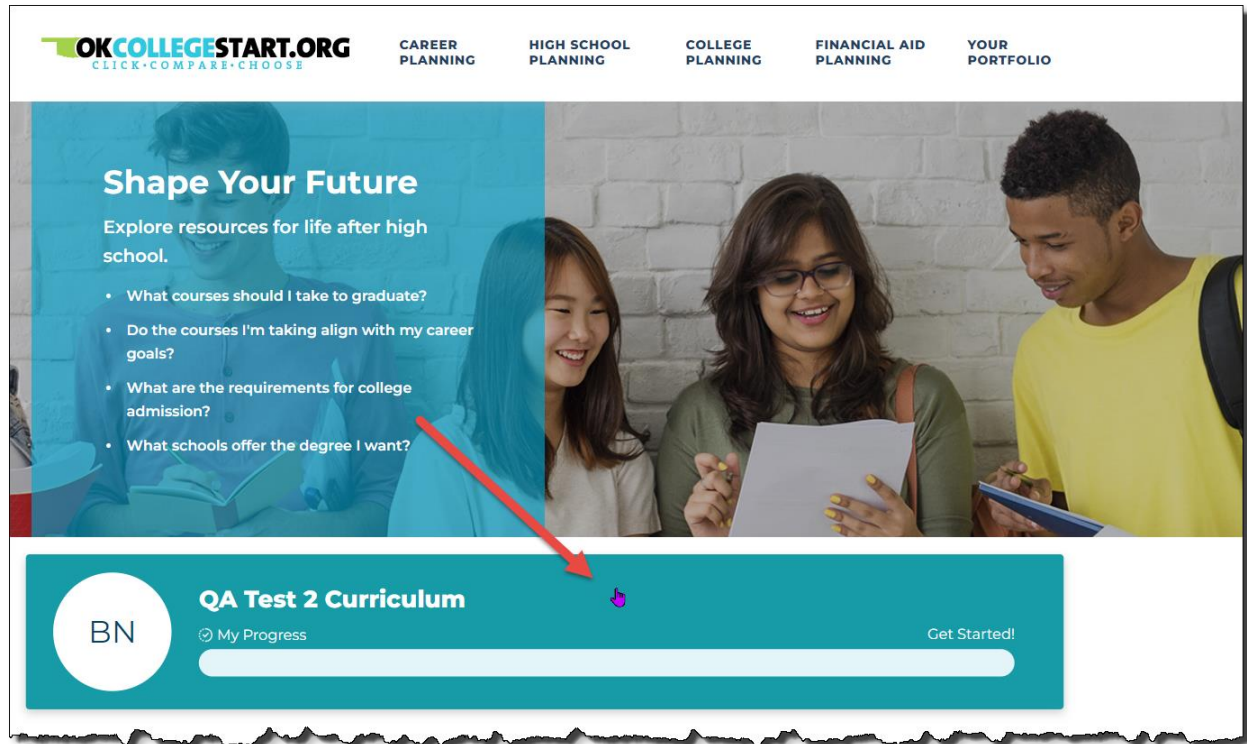
	Problem	Improvement
1	When viewing the My Goals & Action Plans activity landing page as a professional or parent, the student's name is not displayed at the top of the page. (PPS-3588)	When viewing the My Goals & Actions Plans activity landing page, the student's name is now displayed at the top of the page.
2	When viewing the Your Portfolio > Index, the Index menu option isn't highlighted. (PPS-5361)	When viewing Your Portfolio > Index, the Index menu is now highlighted.
3	The validation message displayed when renaming a curriculum in Assignment & Curriculum Builder is not correct. (PPS-5381)	The correct validation message now displays when renaming a curriculum in Assignment & Curriculum Builder.
4	When a professional views student survey responses, the full text of the response is not displayed. (PPS-5399)	The width of the student survey text boxes was increased to provide full access to the student responses.
5	The 'Print This', 'Email This', and 'PDF This' windows are truncated in the Interest Profiler activity. Students are not able to print, email, or PDF the activity information. (PPS-5484)	The 'Print This', 'Email This', and 'PDF This' windows are no longer truncated. Students can once again print, email, or PDF Interest Profiler activity information.
6	Currently, when viewing a district site, 'Professional Center' is displayed in the header. There is no mention of this being a District site. (PPS-5407)	'District' was added to the header when viewing a district site.
7	In Surveys, when viewing the 'Edit survey settings' modal, the modal is truncated when all fields are expanded. (PPS-5487)	When creating or editing a survey, a scroll bar was added to the 'Edit survey settings' modal to prevent it from being truncated when all fields are expanded.
8	Professional accounts are being created as Professional with	Professional accounts will no longer be created as Professional with Transcripts permissions.

	<b>Problem</b>	<b>Improvement</b>
	Transcripts permissions. (PPS-5491)	
9	The 'Distance Learning' and 'International Student's links under 'Answers to Your Colleges Questions' are not linked to articles. (PPS-5506)	The 'District Learning' and 'International Student's' links under 'Answers to Your Colleges Question' were removed.
10	When viewing Poll results under the 'What kind of Institution are you most interested in attending', the poll results status bar is displayed outside the poll results. (PPS-5507)	When viewing Poll results under the 'What kind of Institution are you most interested in attending', the poll results status bar is now displayed within the poll results.
11	When adding comments to the Student Portfolio and Assigned Curriculum, a professional user can expand the 'Add Comments' field beyond the activity panel. (PPS-5513)	When adding comments to the Student Portfolio or Assigned Curriculum the 'Add Comments' field no longer expands past the activity panel.
12	In the Professional Center, the 'Home' header text and icon aren't displayed. (PPS-5516)	The 'Home' header text and icon now display in the Professional Center.
13	When viewing the High School Planning Timeline for the 9 <sup>th</sup> grade, 'f105' is incorrectly displayed after every link found on the page. (PPS-5554)	'f105' has been removed from the links from on the 9 <sup>th</sup> Grade High School Planning Timeline.
14	When selecting Career Planning > College Planning > Your Profile in the Student Center, they sub-navigation menu is not highlighted when selecting a page. (PPS-5564)	In the Student Center, the sub-navigation menu is now highlighted in College Planning > College Planning > Your Profile when a page is selected.
15	When a parent attempts to view their student's resume in the Resume Builder activity, the link doesn't display the resume. (PPS-5581)	The resume now displays when the parent selects the student's resume, in the Resume Builder activity.

	<b>Problem</b>	<b>Improvement</b>
16	'f105' is displayed prior to the options found in the Choose Characteristics list of the School Finder. (PPS-5588)	'f105' was removed from the Choose Characteristics list options of the School Finder.
17	When viewing Matching Scholarships option on Financial Planning > Scholarships, the dollar sign is missing from the icon. (PPS-5686)	The dollar is once again appearing on the Matching Scholarships icon.

## 2. ASSIGNMENT & CURRICULUM BANNER

The Assignment & Curriculum banner found on the home page in the Student Center was updated. Students will now be able to click anywhere in the banner to access their Assignment & Curriculum page(s).

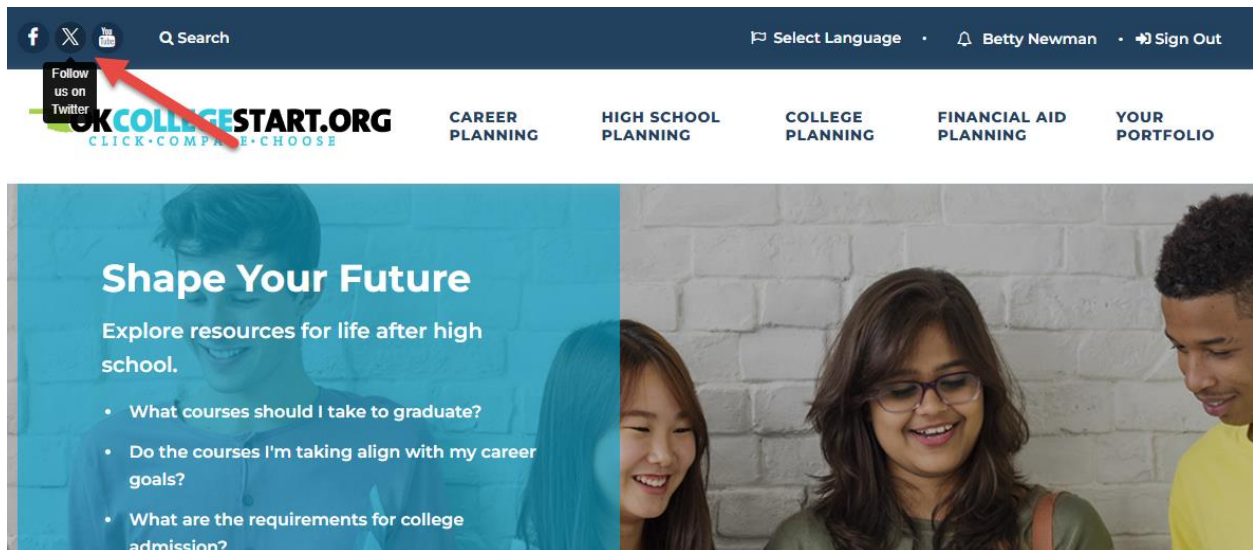


*Student Center Home Page*



### 3. TWITTER LOGO

The Twitter logo was updated in the header to reflect change in name from 'Twitter' to 'X'.



*Student Center Home Page*

## 4. FORGOT YOUR PASSWORD

Professionals and students are no longer required to enter an email address when requesting a password reset.

**OKCOLLEGESTART.ORG**  
CLICK • COMPARE • CHOOSE

CAREER PLANNING   HIGH SCHOOL PLANNING   COLLEGE PLANNING   FINANCIAL AID PLANNING   YOUR PORTFOLIO

### Sign In Help

#### Having trouble signing in?

- Make sure that the "CAPS LOCK" on your keyboard is turned off.
- If you used numbers in your password and you're using the number pad to enter them, make sure "NUM LOCK" is turned on.
- You might have just typed your information incorrectly. Try again.
- If you still can't sign in after trying these suggestions or retrieving your password, contact Customer Support at 1-800-GO-TO-XAP (1-800-468-6927) during business hours.

#### Forgot your Username or Password?

Choose an option:

- [Forgot your password?](#)
- [Forgot your username?](#)
- [Request your password be reset by your counselor or advisor](#)

#### Forgot Your Password?

Username:

[Go >](#)

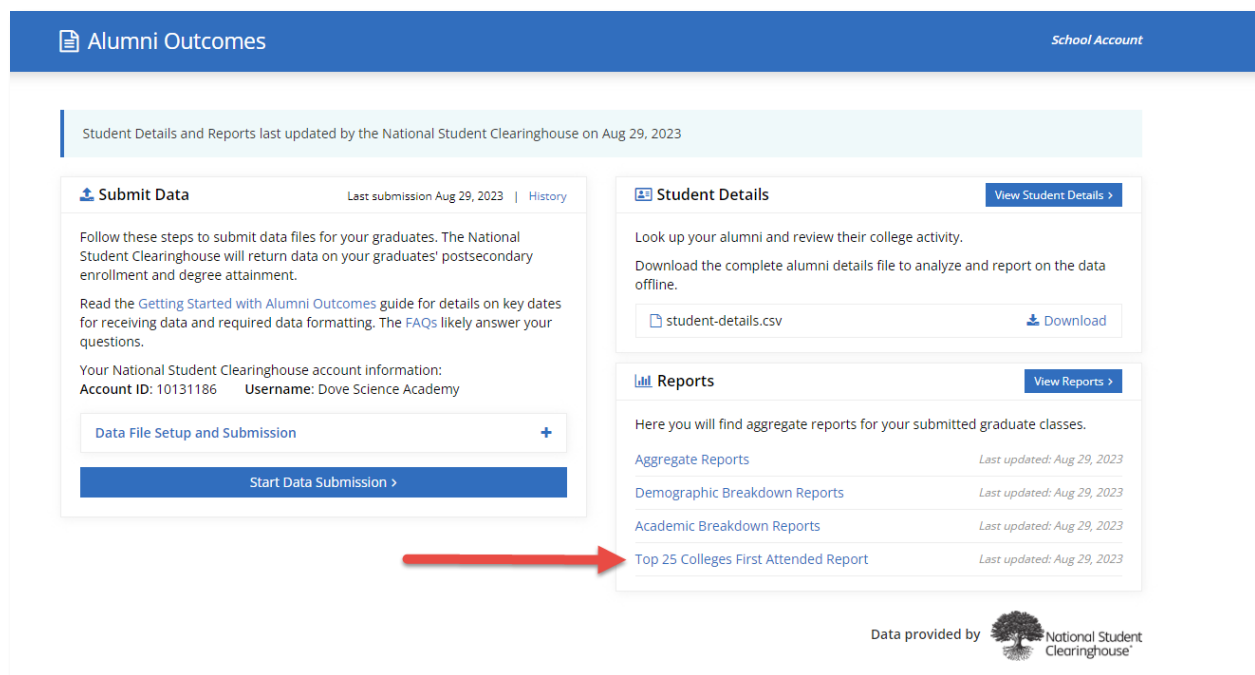
*Sign In Help > Forgot Your Password*

## 5. ALUMNI OUTCOMES: TOP 25 COLLEGES FIRST ATTENDED

The National Student Clearinghouse (NSC) released a new report that contains data on the top 25 postsecondary institutions that your high school graduates first attended within the two years of exiting high school.

The report is a CSV file that contains at least one row for each student you submit. If the student record matches postsecondary records in the Clearinghouse's database, the record found indicator will equal "Y," and those records will be returned to you in this report. Only postsecondary records on which the student has not placed a FERPA block are included in this report.

All NSC reports are available to schools with add-on licenses for Alumni Outcomes.



The screenshot shows the 'Alumni Outcomes' landing page. At the top, there's a blue header with 'Alumni Outcomes' on the left and 'School Account' on the right. Below the header, a light blue banner states 'Student Details and Reports last updated by the National Student Clearinghouse on Aug 29, 2023'. The main content area is divided into two columns. The left column has a 'Submit Data' section with instructions, a 'Data File Setup and Submission' link, and a 'Start Data Submission >' button. The right column has a 'Student Details' section with a 'View Student Details >' button and a 'Download' button for 'student-details.csv'. Below that is a 'Reports' section with a 'View Reports >' button. A red arrow points from the 'Start Data Submission >' button to the 'Top 25 Colleges First Attended Report' link in the Reports section. The Reports section lists several reports, all last updated on Aug 29, 2023: 'Aggregate Reports', 'Demographic Breakdown Reports', 'Academic Breakdown Reports', and 'Top 25 Colleges First Attended Report'. At the bottom right, it says 'Data provided by National Student Clearinghouse' with a logo.

*Alumni Outcomes Landing Page*

## Reports

[National Student Clearinghouse Report Definitions](#)

Reports were last updated on Aug 29, 2023. The current iteration of the reports will be available until the next update.

### Aggregate Reports

Full set of aggregate reports for all submitted graduate classes.

PDF

[View](#) [Download](#)

Excel

[Download](#)

### Academic Breakdown Reports

A subset of aggregate reports stratified by submitted academic data elements (8th grade and high school math and English assessments, dual enrollment indicator, and number of semesters of math completed). Includes all submitted graduate classes.

PDF

[View](#) [Download](#)

Excel

[Download](#)

### Demographic Breakdown Reports

A subset of aggregate reports stratified by submitted demographic data elements (gender, ethnicity, economic disadvantage indicator, and disability indicator). Includes all submitted graduate classes.

PDF

[View](#) [Download](#)

Excel

[Download](#)

### Top 25 Colleges First Attended Report

This report identifies the top 25 colleges your students first attended. It also identifies whether a student has returned to the same or different postsecondary institutions and whether they received a credential.

[National Student Clearinghouse Video Tutorial](#)

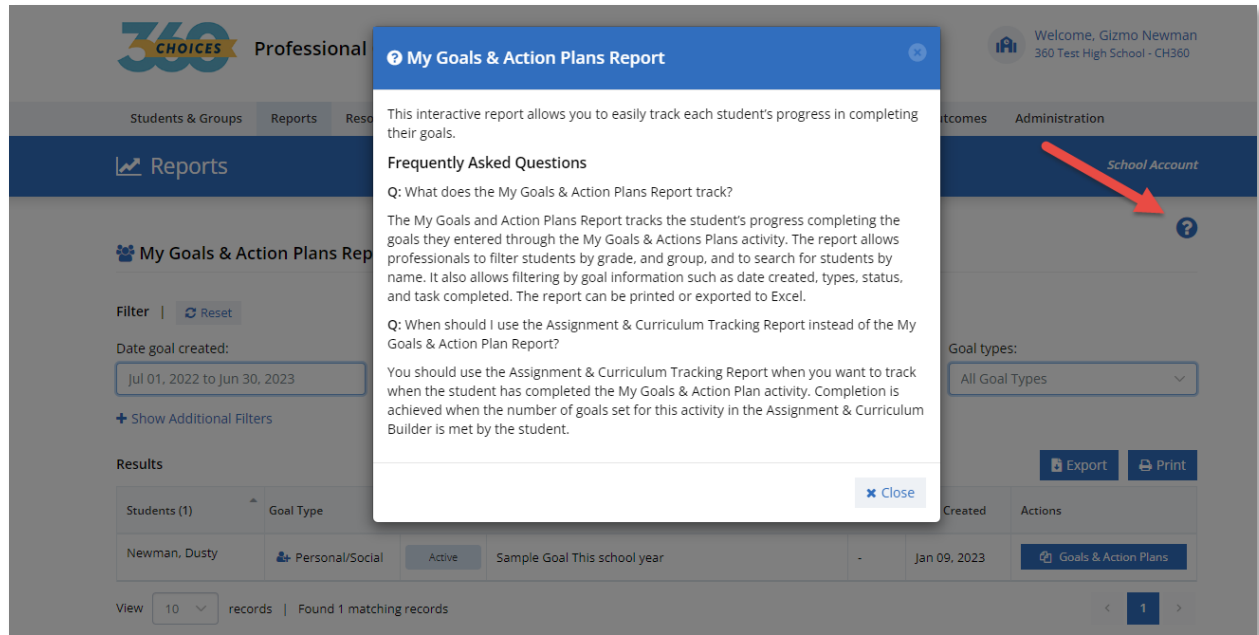
Excel

[Download](#)

*Alumni Outcomes > Reports*

## 4. MY GOALS AND ACTION PLANS REPORT

Student PII was added to the export of the My Goals and Action Plans Report. Help text containing frequently asked questions was added and can be accessed by selecting the '?' icon. The misalignment of the table headings was also resolved.



*My Goals and Action Plans Report Help Modal*