



# Release Notes

February 1, 2024

**XAP Corporation**

600 Corporate Pointe, Suite 220

Culver City, CA 90230

## **TABLE OF CONTENTS**

Release Notes Summary .....	3
1. Resolved Issues .....	4
2. New Look and Feel for Resume Builder .....	5
3. Updated File Upload for My Evidence Documents.....	7
4. FAFSA Updates.....	8
5. Increase in Required Goals for My Goals and Action Plans Activity .....	9
6. Password Reset Email Requests to Educators Improved .....	10
7. Postsecondary Database Update.....	11

## ***RELEASE NOTES SUMMARY***

These release notes detail the product improvements and new features included in the February 1, 2024, release.

### **Resolved Issues**

1. The FAQs in the Professional Center have been updated.
2. Accessibility issues in the Plan of Study in the Student Center were fixed.
3. Email, Print, and PDF options for The Basics in the Student Center were updated to use the print functionality within each browser.
4. In the Professional's view of a student's Plan of Study, the On Track, Mark On Track and Override were added.
5. In the work-based learning tools in the Professional Center, the ability to sort by application status was fixed.
6. The All Saved Documents section in the Professional Center was updated to remove an out-of-date panel (How You See Yourself).
7. A bug was fixed whereby some new educator accounts were appearing with the designation "Professional with Transcripts" which is no longer in use.

## 1. RESOLVED ISSUES

This table summarizes the product improvements included in the February 1, 2024, release.

	<b>Problem</b>	<b>Improvement</b>
1	New questions and answers and updated links were required for building groups and releasing students. (PPS-6090)	New questions and answers were added, and any out-of-date link was updated.
2	The Plan of Study in the Student Center was updated to fix accessibility issues such as ensuring descriptive names or context for all links. (PPS-6013)	The numbers now display properly.
3	When using “Print This, Email This or PDF This” options in Your Profile→ The Basics in the Student Center, the resulting PDF did not include Parents/Guardians information. (PPS-5435)	The links were updated to generate a printable document using the browser print functionality.
4	When an educator was viewing a student’s Plan of Study, the On Track, Mark On Track and Override buttons were not appearing. (PPS-5871)	In the Professional’s view of a student’s Plan of Study, the On Track, Mark On Track and Override were added.
5	In the work-based learning tools in the Professional Center, educators could not sort applications by their status. (PPS-5961)	The sort has been fixed.
6	The panel “How You See Yourself” in the All Saved Documents section of an educator’s view of a student’s portfolio was incorrectly displaying “My Personal Statement.” (PPS-5978)	The panel was removed.
7	When an educator account was created manually, some new educator accounts were appearing with the designation “Professional with Transcripts” which is no longer in use. (PPS-5949)	The account creation process has been fixed so this designation no longer appears.

## 2. NEW LOOK AND FEEL FOR RESUME BUILDER

The resume builder has a new look and feel. Students will benefit from additional tips and an easy-to-follow process with clearly presented buttons and information. Additionally, students will now easily see the differences between resume types when selecting their preferred format.

The screenshot displays the 'Resume Builder' interface. At the top, a progress bar shows seven steps: 1. Contact (active), 2. Objective, 3. Skills, 4. Work, 5. Education, 6. Certification, and 7. Extras. Below the progress bar, the 'Contact Information' section contains the following form fields:

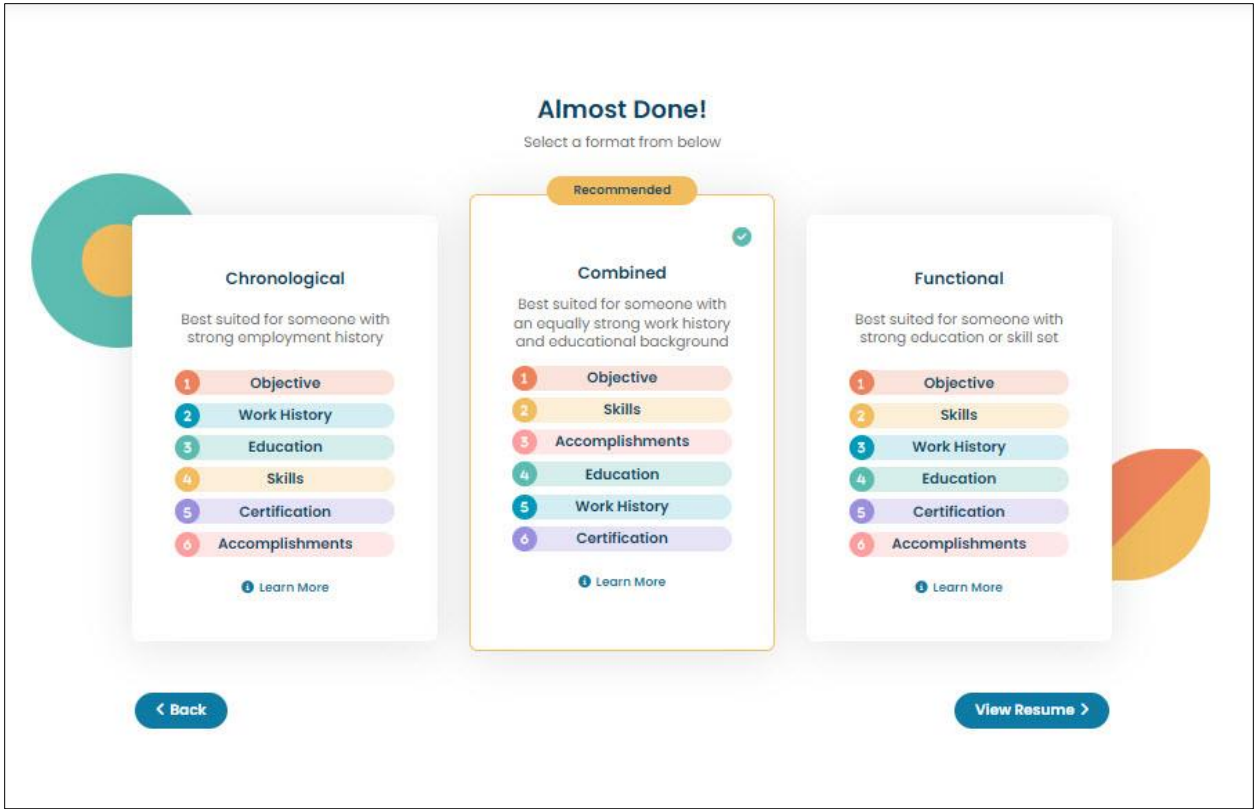
- First name \*: Gwen
- Last name \*: Marsh
- Address: [Empty]
- City: [Empty]
- State: Select a State (dropdown menu)
- Zip code: [Empty]
- Phone: [Empty]
- Email: gm\_test@mailinator.com

A 'Next >' button is located at the bottom left of the form. On the right side, a 'Tips' panel is visible, featuring a preview of a resume for 'SONYA LOPEZ' and two helpful suggestions:

- Your contact information is your resume header.
- Make sure you include your name, email address, and phone number.

*Updated contact information page*

Students can see and easily navigate to the various sections of the resume builder. The Tips appearing on the right of every section provides a visual of the final output as well as helpful suggestions.



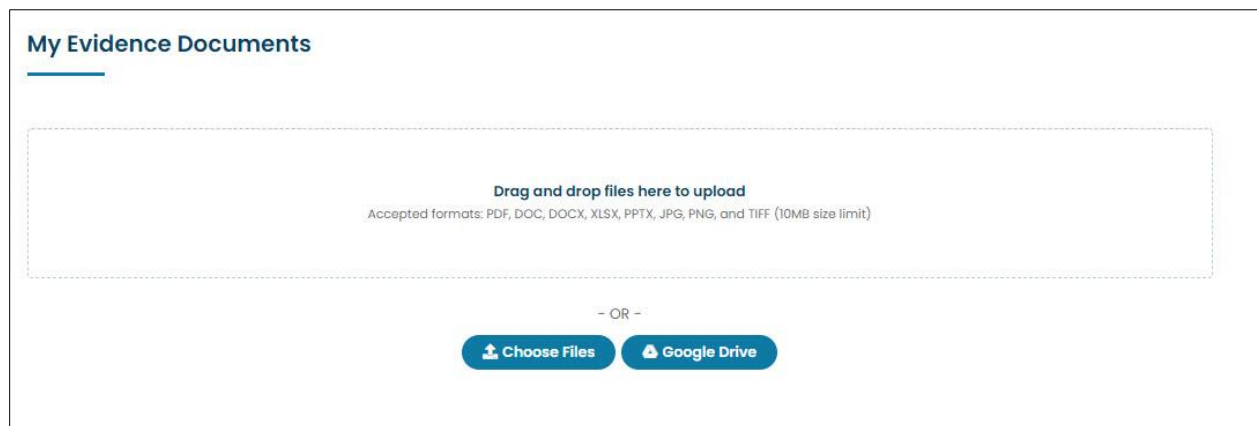
*New format option page*

### 3. UPDATED FILE UPLOAD FOR MY EVIDENCE DOCUMENTS

The My Evidence Documents upload feature available on every set of assigned activities (built using the Assignment & Curriculum Builder) has been updated to offer the option to upload files from Google Drive. Additionally, the list of accepted file types has been expanded to include:

- XLSX
- PPTX

Google Docs, Google Sheets, and Google Slides will all be allowed to be selected by the student. Docs will convert to a .docx; sheets to a .xlsx, and slides to a .pptx (Word Doc, Excel Spreadsheet, and PowerPoint Presentation respectively).



*New Google Drive connection and upload in My Evidence Documents*

Over the next few months, the option to upload from Google Drive will be included in the following activities: Resume Builder, Work-Based Learning Opportunity Application, Volunteering & Community Service Experience and more.

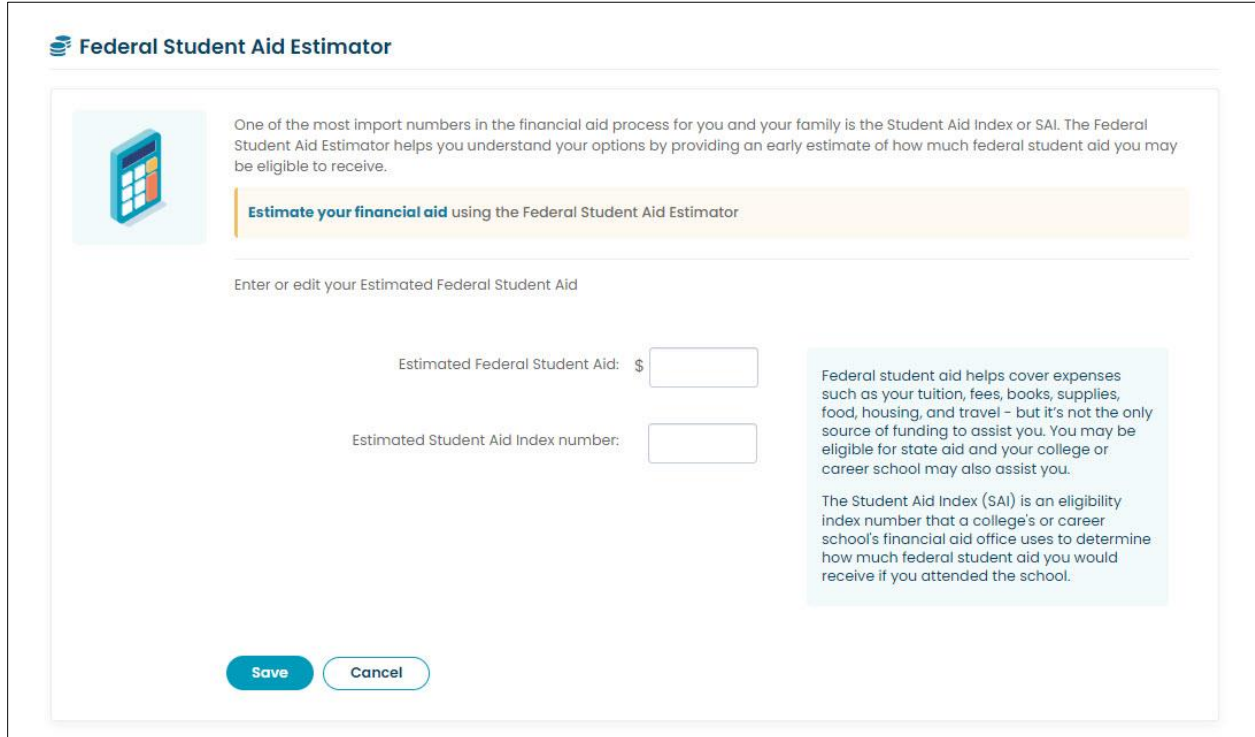
## 4. FAFSA UPDATES

To accommodate the changes brought about by the introduction of the new FAFSA in December 2023, the following updates have been made (some changes occurred in fall of 2023):

- The EFC Calculator has been updated and renamed to Federal Student Aid Estimator
- Updates to all Financial Aid 101 articles explaining the FAFSA, in particular text regarding the new Student Aid Index (SAI)
- All lessons plans referencing the EFC have been updated to reference the Student Aid Index
- The College Savings Calculator has been updated
- References to the EFC have been updated in the Financial Aid Wizard

\*Students who are assigned the EFC Calculator using the Assignment & Curriculum Builder will see the following:

- The activity will appear with its new name.
- Students who completed the activity will be able to view their previous results in the renamed activity.



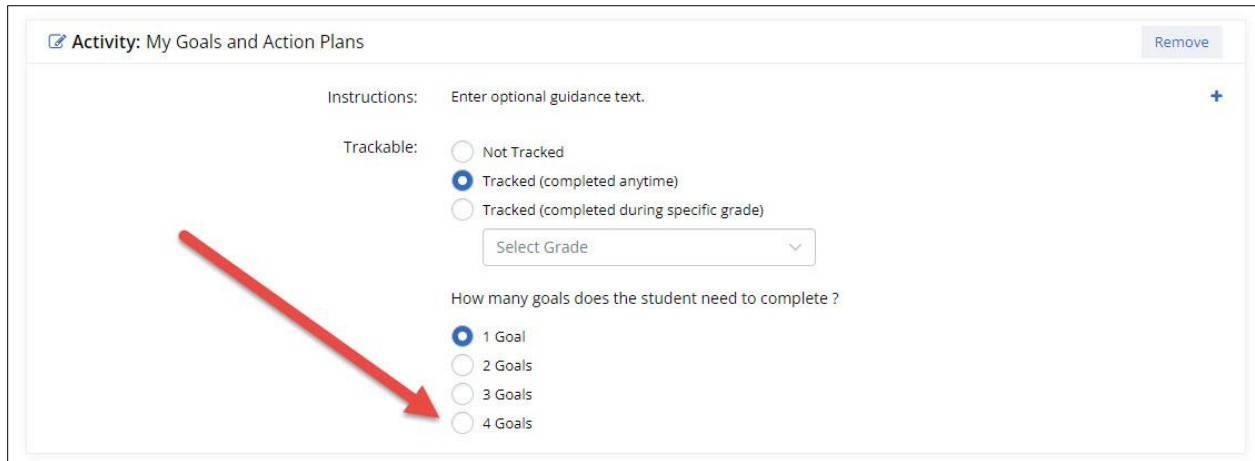
The screenshot shows the 'Federal Student Aid Estimator' activity interface. At the top left is the title 'Federal Student Aid Estimator' with a small icon. Below the title is a blue icon of a calculator. To the right of the icon is a paragraph of text: 'One of the most important numbers in the financial aid process for you and your family is the Student Aid Index or SAI. The Federal Student Aid Estimator helps you understand your options by providing an early estimate of how much federal student aid you may be eligible to receive.' Below this text is a yellow banner with the text 'Estimate your financial aid using the Federal Student Aid Estimator'. Underneath the banner is a text input field labeled 'Enter or edit your Estimated Federal Student Aid'. Below that are two input fields: 'Estimated Federal Student Aid: \$' and 'Estimated Student Aid Index number:'. To the right of these fields is a light blue box containing two paragraphs of text: 'Federal student aid helps cover expenses such as your tuition, fees, books, supplies, food, housing, and travel - but it's not the only source of funding to assist you. You may be eligible for state aid and your college or career school may also assist you.' and 'The Student Aid Index (SAI) is an eligibility index number that a college's or career school's financial aid office uses to determine how much federal student aid you would receive if you attended the school.' At the bottom of the interface are two buttons: 'Save' and 'Cancel'.

*Updated Student Aid Estimator activity*



## 5. INCREASE IN REQUIRED GOALS FOR MY GOALS AND ACTION PLANS ACTIVITY

When assigning the activity, My Goals and Action Plans, administrators have the option to define the number of goals a student must add in order for the activity to be considered complete. Previously, administrators could require up to 3 goals. This has now been increased to 4 goals.



The screenshot displays the configuration interface for the 'My Goals and Action Plans' activity. At the top, there is a title bar with a checkmark icon, the text 'Activity: My Goals and Action Plans', and a 'Remove' button. Below this, there is an 'Instructions' field with the placeholder text 'Enter optional guidance text.' and a plus sign icon. The 'Trackable' section contains three radio button options: 'Not Tracked', 'Tracked (completed anytime)' (which is selected), and 'Tracked (completed during specific grade)'. Below these options is a 'Select Grade' dropdown menu. The 'How many goals does the student need to complete?' section contains four radio button options: '1 Goal', '2 Goals', '3 Goals', and '4 Goals'. A red arrow points to the '4 Goals' option, indicating that this option has been added to the interface.

*Addition of option to select 4 goals*

## **6. PASSWORD RESET EMAIL REQUESTS TO EDUCATORS**

### **IMPROVED**

When a student requests a password reset from an educator, the outgoing email did not include the student's school. The body of the email message has been updated to include the school name as follows:

**[StudentFirstName StudentLastName]** from **[School Name]** forgot their password and would like assistance.

You can reset the password using the [SiteName] Professional Center.

Follow these steps:

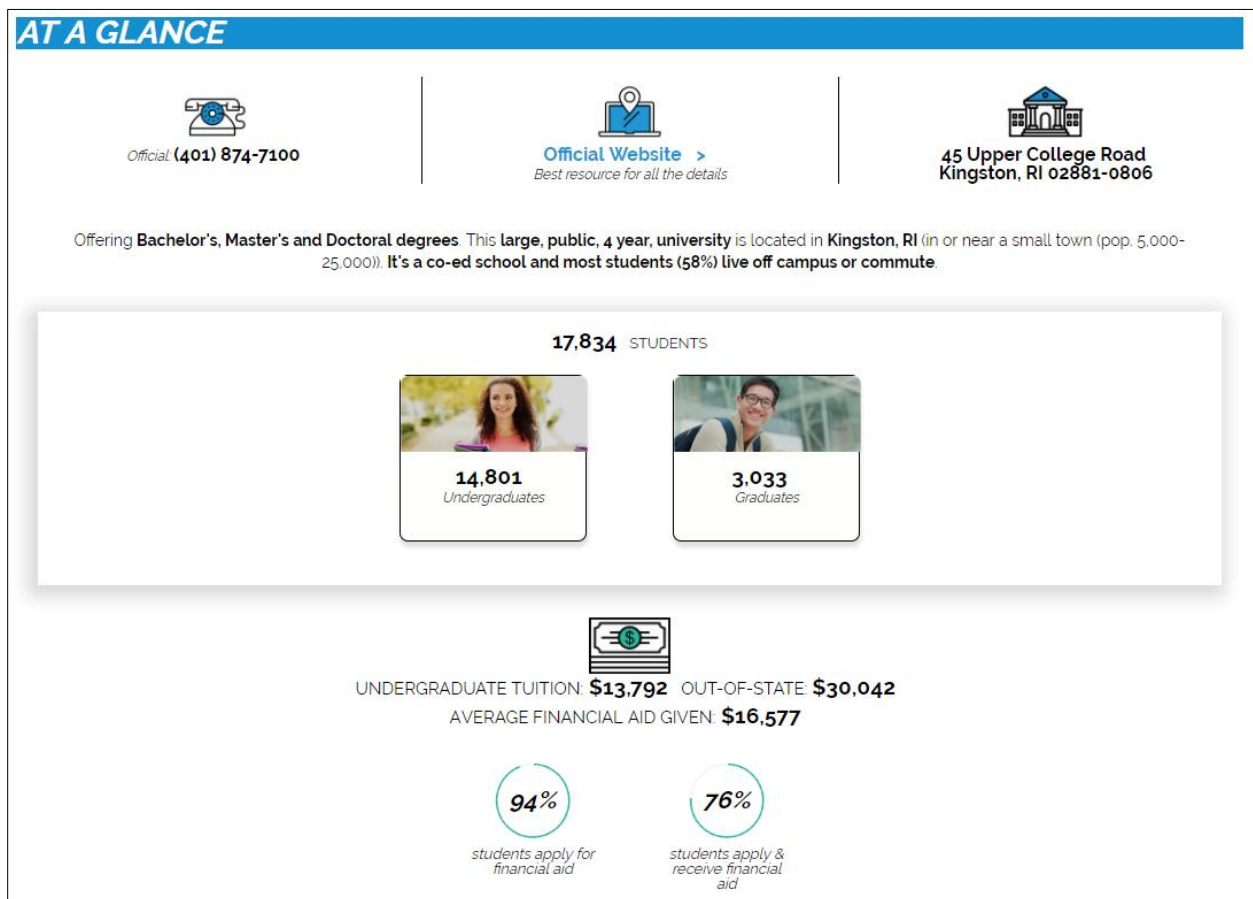
1. Sign In [link to Site Pro Center].
2. In the Students & Groups section, browse or search to find [StudentFirstName StudentLastName] and click to view their portfolio.
3. On the View Student Portfolio page, click "View account name or reset password".
4. Contact [StudentFirstName] with this information to help them sign in to [SiteURL].

If you no longer want students to email you with requests to reset their password, sign into your Professional Center account. Select your name at the top right, then select My Profile. In the Required Information section, click "No" as the answer to the question "Students can contact you to reset their passwords".

## 7. POSTSECONDARY DATABASE UPDATE

The profile information used by students to explore colleges has been updated for more than 4,000 undergraduate schools with the latest information from Petersons. The update includes:

- Revised list of programs for each school.
- Refreshed tuition and admissions information, basic school data such as links to a school's website, contact information, enrollment figures, and more.



*A sample of the data that was refreshed*