



Release Notes

February 29, 2024

XAP Corporation

600 Corporate Pointe, Suite 220

Culver City, CA 90230

TABLE OF CONTENTS

Release Notes Summary.....	3
1. Resolved Issues.....	4
2. New Demo (formerly Companion) Account Options!.....	5
3. Dates Added to Saved College and Tasks in My Colleges & Applications	7
4. In-Context Assignment & Curriculum Builder Help Added	8
5. Account Confirmation Text Update.....	9

RELEASE NOTES SUMMARY

These release notes detail the product improvements and new features included in the February 29th, 2024, release.

Resolved Issues

1. The print output of a list of careers belonging to a Career Cluster was incorrect.
2. When printing the Federal Student Aid Estimator activity, the data fields were not displaying properly.
3. The letter "c" was missing from the label, Work Experience, in the Resume Builder.
4. When removing the credit value for a completed course in the plan of study, an error was displayed.
5. When completely replacing a course catalog, the programs of study retained "and" and "or" which could not be removed by administrators.
6. Some postsecondary profiles were displaying the incorrect institution name in the Student Life section of the profile.
7. The Plan of Study Tracking Report was not printing correctly.

Enhanced & New Features

- New Demo (formerly Companion) Account Options
- Dates Added to Saved College and Tasks in My Colleges & Applications
- In-context Help Guides Added to the Assignment & Curriculum Builder
- Account Confirmation Text Update

1. RESOLVED ISSUES

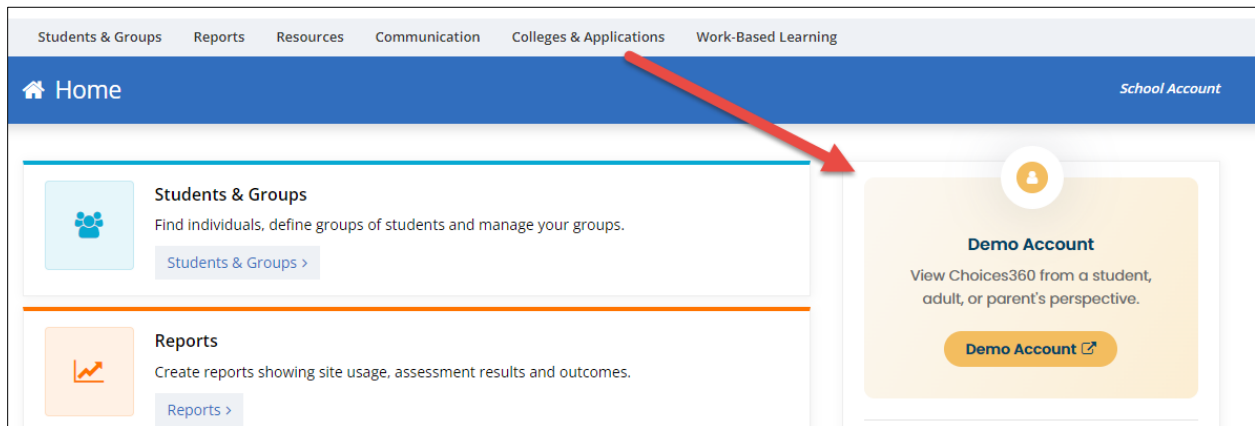
This table summarizes the product improvements included in the February 29th, 2024, release.

	Problem	Improvement
1	The print output of a list of careers belonging to a Career Cluster, was incorrect. (PPS-6254)	The print has been fixed.
2	When printing the Federal Student Aid Estimator activity, the data fields were not displaying properly. (PPS-6336)	The data fields now display properly when printing the Federal Student Aid Estimator activity.
3	The letter "c" was missing from the label, Work Experience, in the Resume Builder. (PPS-6342)	The label was fixed.
4	When removing the credit value for a completed course in the plan of study, an error was displayed. (PPS-5311)	The validation was fixed so an error is no longer displayed.
5	When completely replacing a course catalog, the programs of study retained "and" and "or" which could not be removed by administrators. (PPS-5936).	The system was updated so that the "and" and "or" were correctly removed.
6	Some postsecondary profiles were displaying the incorrect institution name in the Student Life section of the profile. (PPS-5989)	The displays were updated.
7	The Plan of Study Tracking Report was not printing correctly. (PPS-6335)	The print output has been fixed.

2. NEW DEMO (FORMERLY COMPANION) ACCOUNT OPTIONS!

To improve the ability of educators to work with demo accounts (formerly called “companion accounts”), the following changes were made:

- The badge for companion account on the landing page has been updated with the new name “demo account”.
- When first accessing a demo account, the educator can select the desired role for the account, and if selecting a middle school or high school student role, then the educator can select the grade assigned to the account.
- Educators can access their demo account from the account menu.



Updated badge with new name on the Professional Center landing page.

Demo Account

Important! Please ensure popup blocker is disabled or demo account will not open.

Role: High School Student

Grade: 9th Grade

Open Demo Account Cancel

Educators can select the role and when applicable, the grade for the demo account.

Professional Center

Welcome, Gwen_test Marsh_test
District Tools Test District - CH360

Students & Groups Reports Resources Communication Colleges & Applications Work-Based Learning

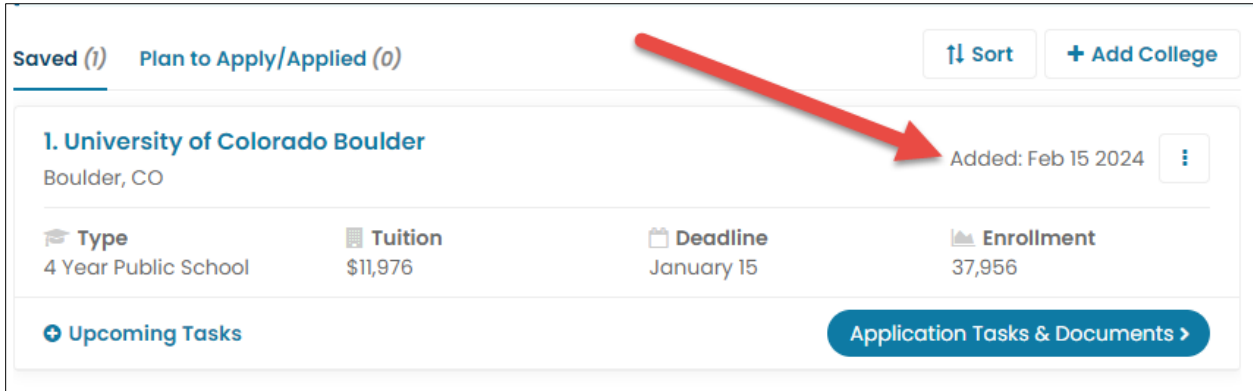
Home

- My Profile
- Demo Account
- Sign Out

Demo account can also be access from the account drop-down menu.

3. DATES ADDED TO SAVED COLLEGE AND TASKS IN MY COLLEGES & APPLICATIONS

To assist with tracking students' work, the date a college has been saved to My Colleges & Applications has been added to the college's tile. Additionally, the date associated to a completed college application task has been updated to include the year the task was completed.



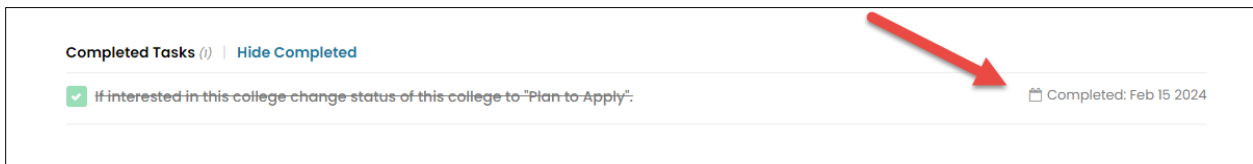
Saved (1) Plan to Apply/Applied (0) Sort + Add College

1. University of Colorado Boulder
Boulder, CO Added: Feb 15 2024

Type	Tuition	Deadline	Enrollment
4 Year Public School	\$11,976	January 15	37,956

+ Upcoming Tasks Application Tasks & Documents >

The date the college was saved to My Colleges & Applications has been added to its tile.



Completed Tasks (1) | Hide Completed

If interested in this college change status of this college to "Plan to Apply". Completed: Feb 15 2024

The date a task was completed now includes the year.

4. IN-CONTEXT ASSIGNMENT & CURRICULUM BUILDER HELP ADDED

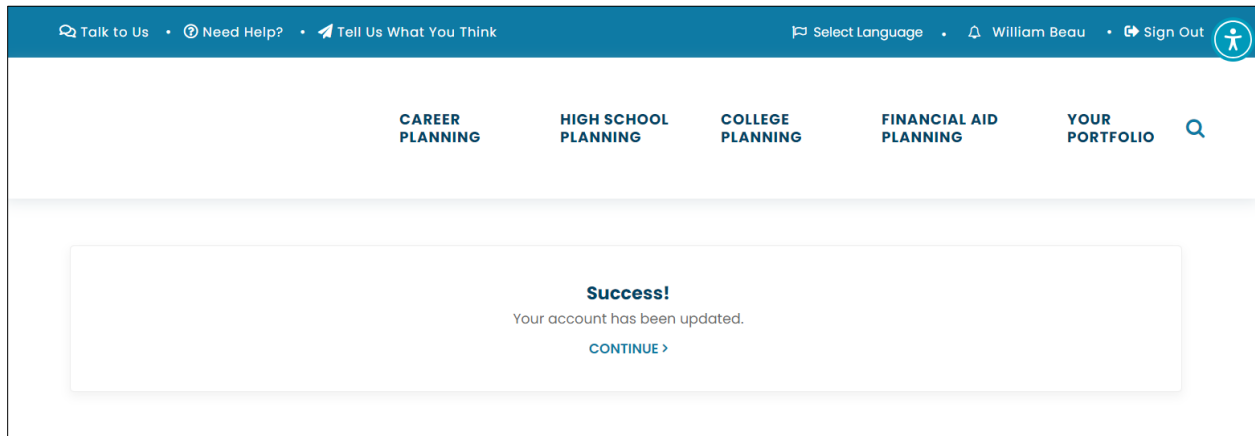
The assignment & curriculum builder help docs are now available within the Assignment & Curriculum Builder itself, in addition to the Resources section within the Professional Center.

The screenshot displays the 'Assignment & Curriculum Builder' interface. At the top, there is a navigation bar with tabs for 'Students & Groups', 'Reports', 'Resources', 'Communication', 'Colleges & Applications', 'Work-Based Learning', and 'Administration'. The main header includes the title 'Assignment & Curriculum Builder' and a 'School Account' link. Below the header, the page is titled 'Assignments & Curriculums' and contains a brief introductory text. A filter bar shows 'Assigned (1)' and 'Unassigned (19)' counts, along with buttons for '+ New Curriculum' and 'Assign Grades & Groups'. A curriculum card titled 'Test Curriculum' is shown, with details on its update date, creator, page count, and assigned grades (9th, 10th, 11th, and 12th). A red arrow points from this card to the 'Quick Reference Guides' section below. This section includes an introductory sentence and a list of six guides: 'Overview of the Assignment & Curriculum Builder', 'How to Create a New Curriculum', 'How to Assign a Curriculum', 'How to Modify a Curriculum', 'How to Run an Assignment & Curriculum Report', and 'Assignment & Curriculum Builder Activity Definitions'. Each guide has a document icon to its right.

Quick References Guides available within the Assignment & Curriculum Builder.

5. ACCOUNT CONFIRMATION TEXT UPDATE

The instructional text appearing on the screen after a student signs in for the first time (after auto-created accounts) or after a temporary password was set has been updated to clearly note that the account was updated.



Updated text and instruction.