



# Release Notes

February 29, 2024

**XAP Corporation**

600 Corporate Pointe, Suite 220

Culver City, CA 90230

## **TABLE OF CONTENTS**

Release Notes Summary.....	3
1. Resolved Issues.....	4
2. Compass Mobile App Released!.....	5
3. New Demo (formerly Companion) Account Options!.....	6
4. Dates Added to Saved College and Tasks in My Colleges & Applications.....	8
5. In-Context Assignment & Curriculum Builder Help Added.....	9
6. Account Confirmation Text Update.....	10
7. Link to Work-based Learning Experiences Added to High School Students Landing Page.....	11

## **RELEASE NOTES SUMMARY**

These release notes detail the product improvements and new features included in the February 29th, 2024, release.

### **Resolved Issues**

1. The print output of a list of careers belonging to a Career Cluster was incorrect.
2. When printing the Federal Student Aid Estimator activity, the data fields were not displaying properly.
3. The letter "c" was missing from the label, Work Experience, in the Resume Builder.
4. When removing the credit value for a completed course in the plan of study, an error was displayed.
5. When completely replacing a course catalog, the programs of study retained "and" and "or" which could not be removed by administrators.
6. Some postsecondary profiles were displaying the incorrect institution name in the Student Life section of the profile.
7. The Plan of Study Tracking Report was not printing correctly.

### **Enhanced & New Features**

- Compass Mobile App Released!
- New Demo (formerly Companion) Account Options
- Dates Added to Saved College and Tasks in My Colleges & Applications
- In-context Help Guides Added to the Assignment & Curriculum Builder
- Account Confirmation Text Update
- Link to Work-based Learning Experiences Added to High School Students Landing Page

## 1. RESOLVED ISSUES

This table summarizes the product improvements included in the February 29<sup>th</sup>, 2024, release.

	<b>Problem</b>	<b>Improvement</b>
1	The print output of a list of careers belonging to a Career Cluster, was incorrect. (PPS-6254)	The print has been fixed.
2	When printing the Federal Student Aid Estimator activity, the data fields were not displaying properly. (PPS-6336)	The data fields now display properly when printing the Federal Student Aid Estimator activity.
3	The letter "c" was missing from the label, Work Experience, in the Resume Builder. (PPS-6342)	The label was fixed.
4	When removing the credit value for a completed course in the plan of study, an error was displayed. (PPS-5311)	The validation was fixed so an error is no longer displayed.
5	When completely replacing a course catalog, the programs of study retained "and" and "or" which could not be removed by administrators. (PPS-5936).	The system was updated so that the "and" and "or" were correctly removed.
6	Some postsecondary profiles were displaying the incorrect institution name in the Student Life section of the profile. (PPS-5989)	The displays were updated.
7	The Plan of Study Tracking Report was not printing correctly. (PPS-6335)	The print output has been fixed.

## **2. COMPASS MOBILE APP RELEASED!**

Golden Path is excited to announce the release of a mobile application available for students to update their Compass profile, browse new work-based learning opportunities and career profiles, and receive notifications of new opportunities!

The application can be downloaded from the Apple App Store and Google Play. Search for “Compass by Golden Path”, install the application, and then open it. The student will need to obtain a mobile code from Compass within RUReady.ND.gov and enter it into the application on their phone, which will link the phone to the student’s RUReady.ND account. This will only need to be done one time. Instructions can be found in the help document within Compass or [this video on YouTube](#).

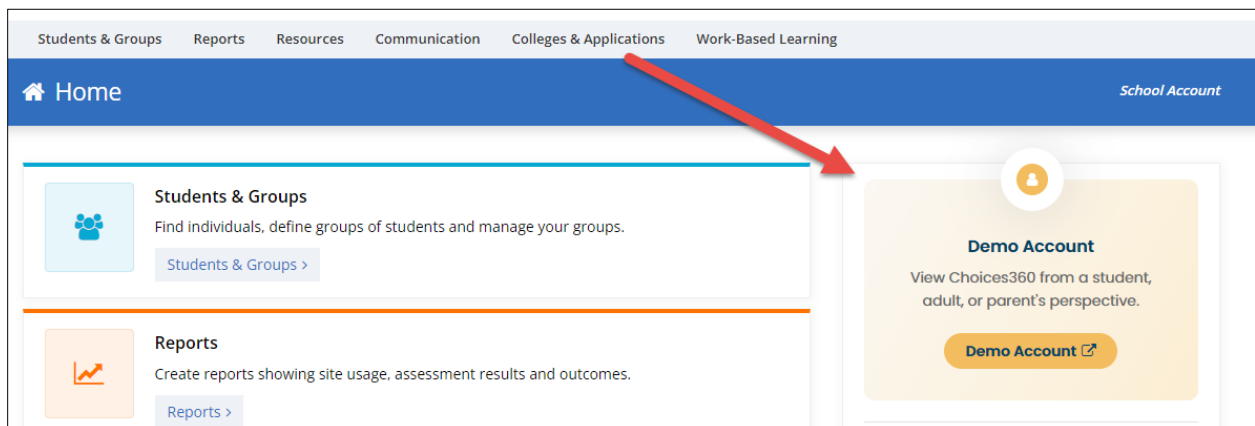
Once the mobile app is installed, students can update their Compass profile on their phone, browse opportunities, check the status of applications, and also set notification preferences so they are aware of when new opportunities are published that fit them. Students will still need to log into RUReady.ND.gov to apply for new opportunities, but they’ll be able to see their status in the mobile application, especially for when employers accept their applications.

We hope this is one more way to make updating profiles and keeping track of new opportunities for students easier! Please reach out to Golden Path with any questions, or contact Patrick at [patrick@goldenpath.net](mailto:patrick@goldenpath.net).

### 3. NEW DEMO (FORMERLY COMPANION) ACCOUNT OPTIONS!

To improve the ability of educators to work with demo accounts (formerly called “companion accounts”), the following changes were made:

- The badge for companion account on the landing page has been updated with the new name “demo account”.
- When first accessing a demo account, the educator can select the desired role for the account, and if selecting a middle school or high school student role, then the educator can select the grade assigned to the account.
- Educators can access their demo account from the account menu.



*Updated badge with new name on the Professional Center landing page.*

Demo Account

Important! Please ensure popup blocker is disabled or demo account will not open.

Role: High School Student

Grade: 9th Grade

Open Demo Account Cancel

*Educators can select the role and when applicable, the grade for the demo account.*

Professional Center

Welcome, Gwen\_test Marsh\_test  
District Tools Test District - CH360

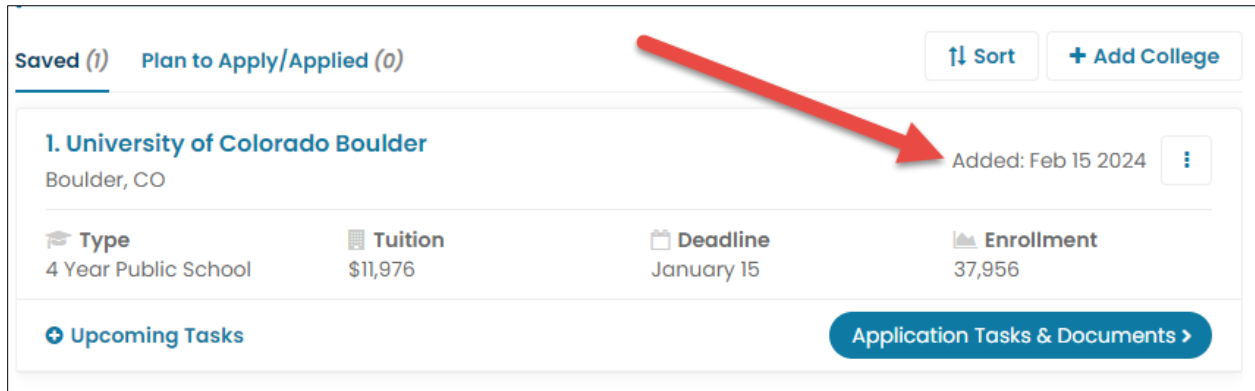
My Profile  
Demo Account  
Sign Out

Home

*Demo account can also be access from the account drop-down menu.*

## 4. DATES ADDED TO SAVED COLLEGE AND TASKS IN MY COLLEGES & APPLICATIONS

To assist with tracking students' work, the date a college has been saved to My Colleges & Applications has been added to the college's tile. Additionally, the date associated to a completed college application task has been updated to include the year the task was completed.



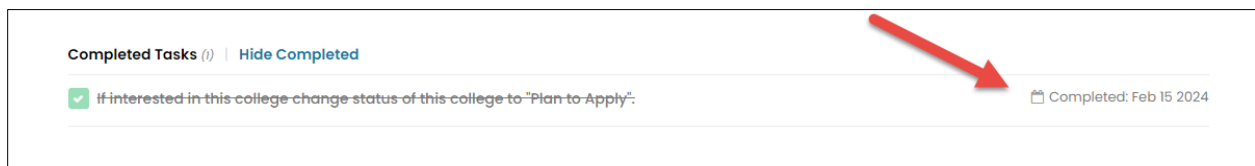
Saved (1) Plan to Apply/Applied (0) Sort + Add College

**1. University of Colorado Boulder**  
Boulder, CO Added: Feb 15 2024

Type	Tuition	Deadline	Enrollment
4 Year Public School	\$11,976	January 15	37,956

+ Upcoming Tasks Application Tasks & Documents >

*The date the college was saved to My Colleges & Applications has been added to its tile.*



Completed Tasks (1) | [Hide Completed](#)

If interested in this college change status of this college to "Plan to Apply": Completed: Feb 15 2024

*The date a task was completed now includes the year.*



## 5. IN-CONTEXT ASSIGNMENT & CURRICULUM BUILDER HELP ADDED

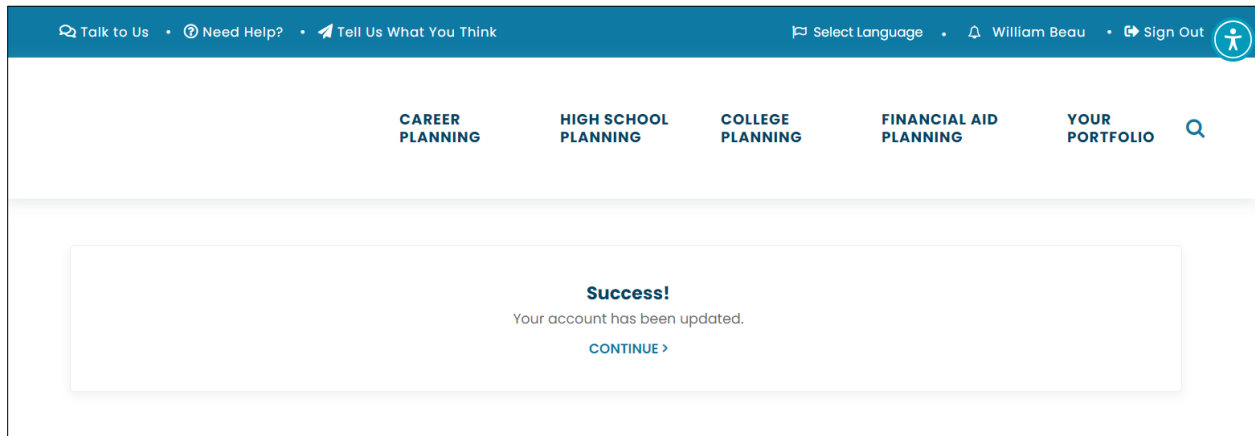
The assignment & curriculum builder help docs are now available within the Assignment & Curriculum Builder itself, in addition to the Resources section within the Professional Center.

The screenshot displays the 'Assignment & Curriculum Builder' interface. At the top, a navigation bar includes links for 'Students & Groups', 'Reports', 'Resources', 'Communication', 'Colleges & Applications', 'Work-Based Learning', and 'Administration'. The main header shows 'Assignment & Curriculum Builder' and 'School Account'. The central section is titled 'Assignments & Curriculums' and includes a brief description: 'The Assignment & Curriculum Builder allows you to create a custom set of activities that can be assigned to students by group or grade. Use the Assignment & Curriculum Help Guides to help you get started.' Below this, there are filters for 'Assigned (1)' and 'Unassigned (19)', along with buttons for '+ New Curriculum' and 'Assign Grades & Groups'. A curriculum card titled 'Test Curriculum' is shown, with details: 'Updated: Feb 15, 2024 by Gwen\_admin\_test Marsh\_admin\_test', 'Page(s): 1', and assignee filters for '9th grade', '10th grade', '11th grade', and '12th grade'. A red arrow points from this card to the 'Quick Reference Guides' section below. This section is titled 'Quick Reference Guides' and contains the text: 'Learn more about using the Assignment & Curriculum Builder. The Quick Reference Guides (QRGs) below can help you get started!'. A list of six guides is provided, each with a document icon: 'Overview of the Assignment & Curriculum Builder', 'How to Create a New Curriculum', 'How to Assign a Curriculum', 'How to Modify a Curriculum', 'How to Run an Assignment & Curriculum Report', and 'Assignment & Curriculum Builder Activity Definitions'.

*Quick References Guides available within the Assignment & Curriculum Builder.*

## 6. ACCOUNT CONFIRMATION TEXT UPDATE

The instructional text appearing on the screen after a student signs in for the first time (after auto-created accounts) or after a temporary password was set has been updated to clearly note that the account was updated.



*Updated text and instruction.*

## 7. LINK TO WORK-BASED LEARNING EXPERIENCES ADDED TO HIGH SCHOOL STUDENTS LANDING PAGE

To make it easier for students to access the work-based learning experience activity, a link to the activity has been added to the high school students landing page in RUReady.ND.gov.



*New link on the high school students landing page.*