

FSAID Webinar

Presented by
Jason Seay, Director of Outreach
Tennessee Student Assistance Corporation
615.235.7459
jason.seay@tn.gov

September 3, 2015 at 12 EST / 11CST



FAFSA – FSA ID

- **Student and parent are encouraged to create FSA IDs (fsaid.ed.gov) prior to January 1**

	Student	Parent
FSA ID Username		
FSA ID Password		
Challenge ? Answer #1		
Challenge ? Answer #2		
Challenge ? Answer #3		
Challenge ? Answer #4		
Challenge ? Answer #5		



fsaid.ed.gov

Create a New FSA ID

An FSA ID gives you access to Federal Student Aid's online systems and can serve as your legal signature.

Only create an FSA ID using your own personal information and for your own exclusive use. You are not authorized to create an FSA ID on behalf of someone else, including a family member. Misrepresentation of your identity to the federal government could result in criminal or civil penalties.

To create your own personal FSA ID, enter answers for the questions below and select CONTINUE.

Important: When you are done click the CANCEL button to clear your data, even if you did not finish creating your FSA ID. Just closing your browser window or going to another website may not be enough to prevent other people using this computer from seeing your information until the session expires.

Login

Student Information

Form Approved
OMB No. 1845-0001
App. Exp. 12/31/2016

Instructions are provided for each FAFSA question in the Help and Hints section on the right side of the page and are also available by clicking **Need Help?** at the bottom of the page.

Enter either your (the student's) FSA ID or personal information to log in to *FAFSA on the Web*.

Enter your (the student's) FSA ID

Enter the student's information

OR

Do not log in with the FSA ID if you are not the student.

[Create an FSA ID](#)

FSA ID Username or Verified
E-mail Address

[Forgot Username](#)

FSA ID Password

[Forgot Password](#)

FAFSA.gov

NEXT 

Create An FSA ID

Edit My FSA ID

***Required**

E-mail



Confirm E-mail



Username *



Password *



✓ Numbers ✓ Uppercase Letters ✓ Lowercase Letters ✓ Special Characters

✓ 8-30 Characters Show Text

Confirm Password *




Are you 13 years of age or older? *

- I am 13 years of age or older.
- I am 12 years of age or younger.



CONTINUE >



Identity

Profile

Review & Confirm

Done

* Required

Social Security Number *

 Show Text

Date of Birth *




First Name, Middle Initial, Last Name *



CANCEL

← PREVIOUS

CONTINUE →



Social Security Number *

You have not entered your "Mailing Address."



Do you want to continue with no mailing address?

NO

YES >

Username *

johndoe2016



Password *

Abcd1234



Link Your PIN to Your FSA ID

Enter your Federal Student Aid PIN below and select VERIFY to link it to your FSA ID. If you do not remember your PIN, select Help (?) for more details or use the Forgot My PIN link.

By linking your PIN to your FSA ID, you will be able to use your new FSA ID with all FSA systems immediately.

If you don't remember your PIN or the answer to your PIN challenge question, then select CONTINUE WITHOUT PIN. We will send your information to the Social Security Administration (SSA) for confirmation. This takes 1-3 days. You will receive an e-mail when the match is complete. You can sign and submit an original FAFSA with your new FSA ID right away. For access to most other FSA systems, you must wait for SSA confirmation.



**Parents and
students
with PINs**

** Required*

PIN *

[Forgot My PIN](#)

VERIFY

PREVIOUS **CONTINUE WITHOUT PIN**

Challenge Question 1 *

Answer 1 *

Challenge Question 2 *

Answer 2 *

Challenge Question 3 *

Answer 3 *

Challenge Question 4 *

Answer 4 *

Challenge Question 5 (Used to
access your information over the
phone) *

Answer 5 *

- **Select and answer questions 1 and 2;**
- **create and answer questions 3 and 4;**
- **and type a date for question 5**

Select Your Question

What was the name of your elementary school?

What is the nickname of your youngest sibling?

What city were you born in?

Who was your first boss?

?s 1 & 2

What was the name of your first pet?

What was your high school's mascot?

What is the name of the hospital you were born in?

What color was your first car?

What is your mother's maiden name?

qs 3 & 4 instructions

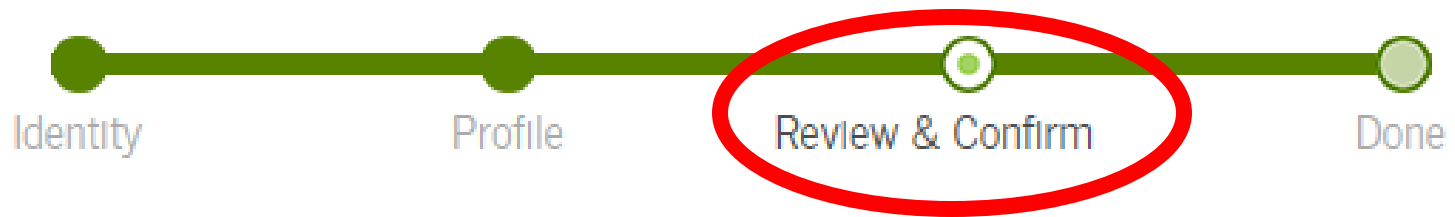
- Challenge Questions 3 and 4 are provided by you;
- Your question cannot be less than 10 characters and more than 50 characters;
- Only the following characters can be used to create your questions: alpha numeric (A-Z, a-z, 0-9) or space; and
- Your question is not case-sensitive.

Answer instructions

- Your answer cannot be more than 50 characters;
- Your answer cannot be fewer than 3 characters;
- Your answer is not case-sensitive; and
- Only the following characters can be used to answer the questions: alpha numeric (A-Z, a-z, 0-9) or space.

Review Your Information and Terms & Conditions

Verify the information you provided for your FSA ID below. If there is an error, select PREVIOUS and make the appropriate updates. If there are no errors, then read and agree to the Terms & Conditions and select CONTINUE.




Verify Your E-mail

Enter the secure code below and select CONTINUE to verify your e-mail address. After you verify your e-mail address, you can use it as your username when logging in.

Enter the Secure Code

An e-mail containing a secure code was sent to your e-mail address on file. If you're accessing your e-mail via the Web, make sure to open a separate browser window. If you did not receive an e-mail, you can [request a new secure code](#).

Note: It may take a few minutes for the e-mail to arrive. Check your junk folder if you cannot find the message in your inbox. Some e-mail providers require that you add an e-mail address to your address book before you can receive any e-mail from that address. To ensure that our messages can be delivered to your inbox, enter our originating e-mail address, FSA-ID@ed.gov into your address book.



** Required*

Secure Code *

CANCEL

CONTINUE WITHOUT VERIFYING

CONTINUE ,

Click “continue without verifying”

FSA ID Created

You have successfully created your FSA ID. You can now use your FSA ID to complete and electronically sign your *Free Application for Federal Student Aid* (FAFSA®; www.fafsa.gov).



- You can now use your FSA ID username and password to log in to FSA websites and applications.

Select RETURN TO LOGIN if you wish to return to the FSA ID log-in page.

[RETURN TO LOGIN](#)

Create An FSA ID

Edit My FSA ID

Username (or Verified E-mail Address) *



[Forgot My Username](#)

Password *



[Forgot My Password](#)

LOGIN >

Checking FSAID status

STATUS



Last Successful Login: 08/14/2015 13:12:20 EDT



FSA ID Status: Enabled

[Disable My FSA ID](#)



E-mail Verification: Verified



Password Expiration Date: 11/13/2016

[Change My Password](#)



Social Security
Administration (SSA)
Status:

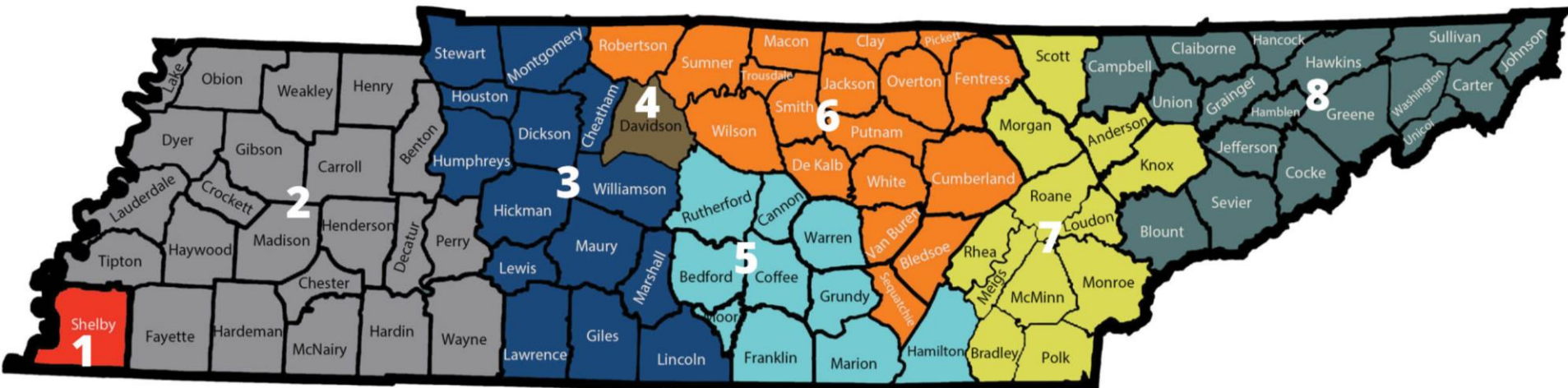
Matched



FAFSA – FSA ID

- **Frequently asked questions**
- **1.800.557.7394**
- **Webchat**
 - **www.FAFSA.gov**
 - **Click “Help”**
 - **Then click “contact us”**
 - **Then click “LIVE HELP”**

Outreach Division



1. Felicia Orr

Outreach Specialist
(615) 390-4461
felicia.orr@tn.gov

3. Annie Trout

Outreach Specialist
(615) 604-0119
annie.trout@tn.gov

5. Eric Farmer

Outreach Specialist
(423) 326-7198
eric.farmer@tn.gov

7. Rita Keeton

Outreach Specialist
(615) 478-5584
rita.keeton@tn.gov

2. Abby Nichols

Outreach Specialist
(731) 571-7888
abby.nichols@tn.gov

4. Jason Seay

Director of Outreach
(615) 319-1740
jason.seay@tn.gov

6. Sam Mullins

Outreach Specialist
(931) 303-3296
sam.mullins@tn.gov

8. Erika Adams

Outreach Specialist
(615) 417-0355
erika.adams@tn.gov

