



Release Notes

June 27, 2024

XAP LLC

201 E. Kennedy Blvd., Suite 1950

Tampa, FL 33602

TABLE OF CONTENTS

Release Notes Summary	3
Resolved Issues	4
1. Redesigned Professional View of a Student's Portfolio	5
2. New Practice College Application Activity	7
3. Google Drive Upload Added to Resume Builder	9
4. Enhanced Messaging Alerts	10
5. Additional Dates Included on My Goals & Action Plans Activity	11
6. Professional Center Administration Page Refreshed	12

RELEASE NOTES SUMMARY

These release notes detail the product improvements and new features included in the June 27, 2024, release.

Resolved Issues

- A. The icons on Career Lists were displaying improperly.
- B. The print output for Compare Careers was not correct.
- C. The AppDocs page in the Professional Center was including an insecure element.
- D. The Employment Experiences activity had incorrect text.
- E. Various pages in the system were slow to load.
- F. Uploading a resume through an assigned curriculum was saving incorrectly.
- G. The Resume Builder had two misspellings.
- H. The print output for Transferable Skills Checklist was not correct.

Enhanced & New Features

- 1. Redesigned Professional View of a Student's Portfolio
- 2. New Practice College Application Activity
- 3. Google Drive Upload Added to Resume Builder
- 4. Enhanced Messaging Alerts
- 5. Additional Dates Included on My Goals and Action Plans Activity
- 6. Professional Center Administration Page Refreshed

RESOLVED ISSUES

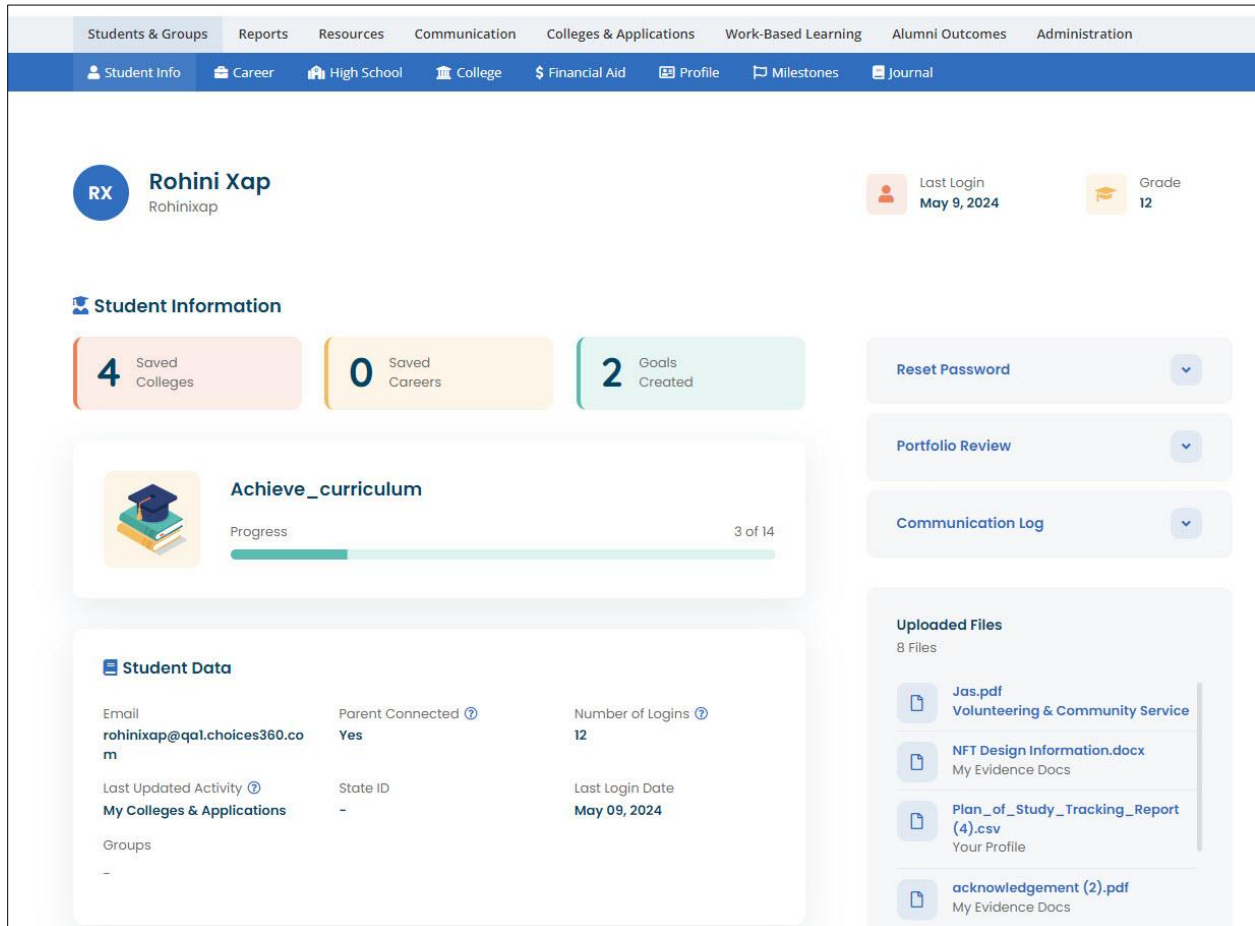
This table summarizes the product improvements included in the June 27th, 2024, release.

	Problem	Improvement
A.	The icons on Career Lists were displaying improperly. (PPS-6796)	The icons now display properly.
B.	The print output for Compare Careers was not correct. (PPS-6818)	The page now prints correctly.
C.	The AppDocs page in the Professional Center was including an insecure element. (PPS-6802)	The page now loads without the element.
D.	The Employment Experiences activity had incorrect text. (PPS-6762)	The label "Location" was updated to "Employer" and a misspelling was corrected.
E.	Various pages within the system were slow to load. (PPS-5230, PPS-418)	The code was updated and page load times have substantially decreased.
F.	Uploading a resume through an assigned curriculum was saving incorrectly. (PPS-6360)	The control for uploading a resume in the Resume Builder was fixed and enhanced to include the option of uploading from Google.
G.	The Resume Builder had two misspellings. (PPS-6351)	The typos were corrected.
H.	The print output for the Transferable Skills Checklist was not correct. (PPS-6985)	The output was corrected.

1. REDESIGNED PROFESSIONAL VIEW OF A STUDENT'S PORTFOLIO

To assist educators reviewing student's work, we've updated the professional's view of a student's portfolio. Key changes include:

- New tabs at the top to enable educators to smoothly jump from one section of a student's portfolio to another.
- Key details about the student are now visible at the top of each page – including last login date and username.
- Simplified access to password reset, portfolio review, and the communication log.
- The last 8 uploaded files are easily available to review.
- Each section page, for example Career, has a new fresh look.



Refreshed design of an educator's view of a student's portfolio

Students & Groups Reports Resources Communication Colleges & Applications Work-Based Learning Alumni Outcomes Administration

Student Info Career High School College Financial Aid Profile Milestones Journal

RX Rohini Xap
Rohinixap

Last Login **May 9, 2024**

Grade **12**

Career Planning

Career Plans

- Focus Career Cluster Career Cluster Survey
- Saved Career Clusters and Career Pathways
- Saved Careers Career Finder
- Career Work History Searches Career Plan Builder
- Entrepreneurial Checklist

Getting Ready for Work

- Resume Builder Cover Letter Creator
- Job Interview Practice Thank-you Letters

Your Skills

- Basic Skills Survey General Workplace Skills
- Transferable Skills Checklist Early Skills

All About You


- Career Key Interest Profiler Work Values Sorter
- Ability Profiler AchieveWORKS Personality
- AchieveWORKS Learning & Productivity ASVAB
- AchieveWORKS Intelligences AchieveWORKS Skills
- Compass Profile

Updated view of a section of a student's portfolio

2. NEW PRACTICE COLLEGE APPLICATION ACTIVITY

Recognizing that students are often daunted by the prospect of filling out a college application, XAP has created a focused practice college application activity*. Enabling students to practice a college application gives them a good understanding of the types of information that may be asked in an application. Students can gather and organize the information prior to filling out a real application.

The Practice College Application activity can be found through Your Portfolio → College Planning → Postsecondary Plans. It can also be assigned to students as part of an assigned curriculum. Educators can track completion of the activity.



Practice College Application
Take this opportunity to practice a college application, so your real one will shine!

[Practice a college application >](#)

New Practice College Application

The practice application opens in a new window and steps students through the various components of a college application such as enrollment information, educational information, activities and interests, and personal information.

Practice Application

Application for Admission

Welcome to your practice application!

Many colleges use the introduction page of their application to give you information on program or college admission requirements. Take the time to read their first page carefully before you begin filling out the application.

Most college applications require you to provide the following types of information.

- Your name and address
- Personal information such as gender, citizenship, ethnicity (some of these fields will be optional)
- Enrollment information including whether you're applying as a freshman or transfer student and your intended major
- Educational information such as the high school you attended and your test scores
- Activities and interests including work and volunteer experiences
- Parent information

Before you begin filling out the application on the next few screens, take the time to look through what's required and gather any materials you may need (such as records of your volunteer experiences).

— Last updated by Practice Application on 6/10/2020 4:17PM PST

APPLY NOW (OR CONTINUE APPLICATION) >

APPLY NOW (OR CONTINUE APPLICATION) >

APPLY NOW (OR CONTINUE APPLICATION) >

APPLY NOW (OR CONTINUE APPLICATION) >

CONTACT US

XAP
600 Corporate Pointe
Suite 220
Culver City, CA 90230

☎ (800) 468-6927
✉ support@xap.com

INSTRUCTIONS ▾

Copyright © 2024 XAP Corporation. All Rights Reserved. Use of this website constitutes acceptance of the XAP Terms of Use and Privacy Policy.

Practice Application

Application for Admission

1 NAME AND ADDRESS

2 PERSONAL INFORMATION

3 ENROLLMENT INFORMATION

4 EDUCATIONAL INFORMATION

5 ACTIVITIES AND INTERESTS

6 FAMILY INFORMATION

Save This Screen

SUBMIT YOUR APPLICATION

3. ENROLLMENT INFORMATION

Application Information

I am applying as a:

Enrollment term:

Possible area(s) of academic concentration/major(s):

Undecided

Possible career or professional plans:

Undecided

Will you be a candidate for financial aid?

[< SAVE AND GO BACK](#)
[SAVE AND CONTINUE >](#)

Section 3 of the Practice Application – Enrollment Information

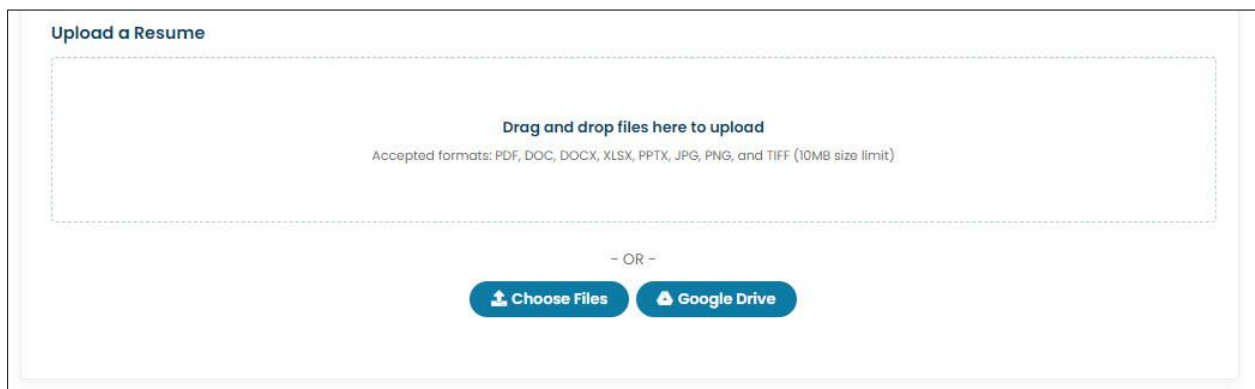
**Previously the practice application was mixed with an activity called College Applications and Recruiting.*

3. GOOGLE DRIVE UPLOAD ADDED TO RESUME BUILDER

The Resume Builder activity has been updated to offer the option to upload files from Google Drive. Additionally, the list of accepted file types has been expanded to include:

- PPTX
- XLSX

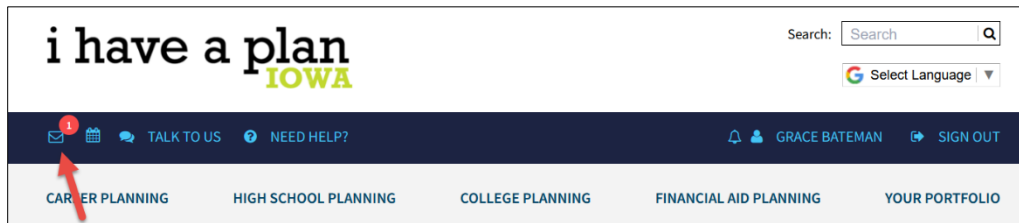
Google Docs, Google Sheets, and Google Slides will all be allowed to be selected by the student. Docs will convert to a .docx; sheets to a .xlsx, and slides to a .pptx (Word Doc, Excel Spreadsheet, and PowerPoint Presentation respectively).



New Google Drive connection and upload in Resume Builder

4. ENHANCED MESSAGING ALERTS

A new email/message alert has been added to the top navigation bar in IHaveAPlanIowa.org. Students who have been sent a message from either an educator using the messaging system within IHaveAPlanIowa.org or from outside the system, will be shown the envelope icon with a red circle containing the number of unread messages. Clicking on the icon enables the student to view their messages.



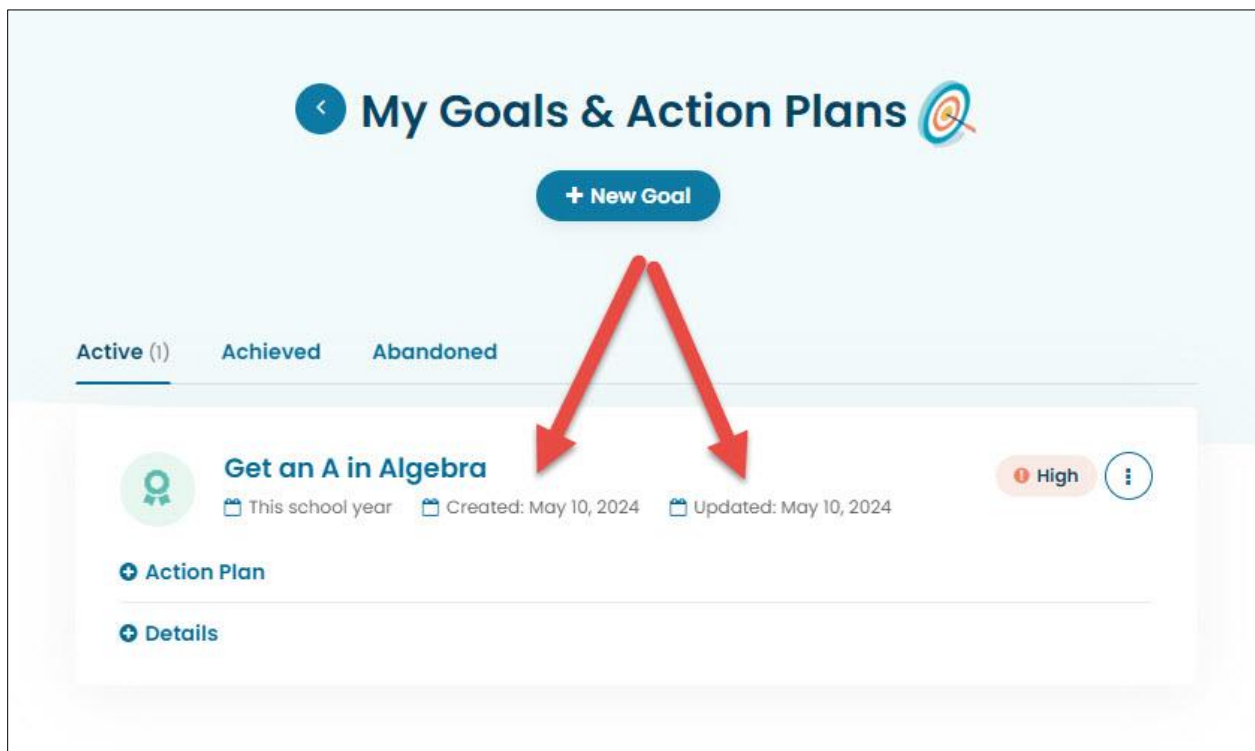
New messages icon and count

5. ADDITIONAL DATES INCLUDED ON MY GOALS & ACTION PLANS ACTIVITY

New dates have been added to each goal in a student's record of their goals in the activity, My Goals and Action Plans. The two new dates are:

- Date Goal Created
- Date Goal Last Updated

By adding the date created and updated, educators will be better able to track students' work.



Created and updated dates added to each goal in My Goals and Action Plans

6. PROFESSIONAL CENTER ADMINISTRATION PAGE REFRESHED

The Administration page in the Professional Center has been refreshed to match updates to other sections of the Professional Center.

Students & Groups Reports Resources Communication Colleges & Applications Work-Based Learning Alumni Outcomes Administration

Administration School Account

Assignment & Curriculum Builder

Create a custom series of activities that can be assigned to students by group or grade level.

School Course Planning


Use the links below to **view**, **create**, or **update** your school's course plans.

View indicates your course plans are managed at the district level. To customize for your school, contact your district administrator or XAP Customer Support at support@xap.com or 1-800-468-6927.

Create indicates your course plans can be managed by your individual school.

If you click any of the Create links, a school managed course list, grad requirements and programs of study will be created for your school and your school will NOT receive any future course planning updates from the state or district.

Update indicates your course plans are managed by your individual school. A school managed course list, grad requirements and programs of study have been created for your school. Thus, your school will NOT receive any future course planning updates from the state or district.

1. [Update School Course List](#)
(Last updated on January 12, 2024 by Gizmo Newman)
2. [View School Grad Requirements](#)
3. [Update School Programs of Study](#) 
(Last updated on January 12, 2024 by Gizmo Newman)

Planning Milestones

Change the Planning Milestones for your students.

Local Scholarships

Edit Local Scholarships Database.

Survey Manager

Create, update, manage, or view surveys and survey results.

Applications Scatterplot

Graph legacy students based on their GPA and ACT or SAT scores.

- Manage Professional Accounts
- Professional Account Access Key
- Administrator Account Access Key
- Local System Settings