



## Release Notes

February 6, 2025

**XAP LLC**

201 E. Kennedy Blvd., Suite 1950

Tampa, FL 33602

[xap.com](http://xap.com)

**TABLE OF CONTENTS**

Release Notes Summary ..... 3

Resolved Issues ..... 4

1. New Milestones Report ..... 5

2. Updated ACT Activity ..... 8

3. Browse by Role Added to Students & Groups ..... 10

## **RELEASE NOTES SUMMARY**

These release notes detail the product improvements and new features included in the February 6, 2025, release.

### **Resolved Issues**

1. Test Prep removed as milestone option in the Milestone Report.
2. Transcripts removed as milestone option in the Milestone Report.
3. A style issue on the Work-Based Learning Report was fixed.
4. The grade displayed on a professional's view of a student's Work-Based Learning application was displaying as an exponent.
5. When a professional comments on a submitted Work-Based Learning application, page controls are incorrectly disabled.
6. Some college profiles were not appearing correctly.
7. The number of logins displayed on a professional's view of student's portfolio was incorrectly displaying 0 as -2147.
8. An error occurred when switching from the school Professional Center to the district site from the Reports page.
9. Text was displaying incorrectly on the print version of a resume created by the Resume Builder.

### **Enhanced & New Features**

1. [New Milestones Report](#)
2. [Updated ACT Activity](#)
3. [Browse by Role Added to Students & Groups](#)

## RESOLVED ISSUES

This table summarizes the product improvements included in the February 6, 2025, release.

	Problem	Improvement
1.	Test Prep, an archived activity, was appearing as an option in the Milestone Report activity selection. (PPS-7659)	The option, Test Prep, was removed from the Milestone Report activity selection.
2.	Transcripts, an archived activity, was appearing as an option in the Milestone Report activity selection. (PPS-7660)	The option, Transcripts, was removed from the Milestone Report activity selection.
3.	The column headers on the Work-Based Learning Report were misaligned. (PPS-7793)	The style issue was fixed.
4.	The grade displayed on a professional's view of a student's Work-Based Learning application was displaying as an exponent. (PPS-6748)	The grade displays correctly.
5.	When a professional comments on a submitted Work-Based Learning application, page controls are incorrectly disabled. (PPS-7607)	The controls have been fixed.
6.	Certain college profiles were not appearing correctly. (PPS-8021)	XAP updated the scrolling functionality, fixing the issue.
7.	The number of logins displayed on a professional's view of student's portfolio was incorrectly displaying 0 as -2147. (PPS-8223)	When the number of logins is zero, the number displays correctly.
8.	An error occurred when switching from the school Professional Center to the district site from the Reports page. (PPS-8298)	The error has been fixed.
9.	Text was displaying incorrectly on the print version of a resume created by the Resume Builder. (PPS-8364)	The text now displays correctly.

## 1. NEW MILESTONES REPORT

A new report dashboard has been introduced to enhance collaboration among students, parents, and educators. Accessible from the 'Your Portfolio' landing page, the Milestone Report provides a comprehensive overview of a student's progress on assigned milestone activities. This report includes the completion status, dates, and, when applicable, detailed results of each activity.

By offering a clear visual representation of achievements and plans, this tool supports better goal tracking, informed discussions between parents, their children and educators, and personalized planning.

The screenshot shows the 'Your Portfolio' dashboard. At the top left, the title 'Your Portfolio' is displayed. The dashboard is organized into a grid of cards and a sidebar. A red arrow points from the top left towards the 'Your Planning Milestones' card in the bottom right of the grid.

Your Portfolio	
<b>Optional Science Test</b> Icon: Document with checkmark	<b>Your Profile</b> Personalize your portfolio by recording your future goals, experiences, extra-curricular activities, etc.
<b>Career Planning Portfolio</b> Review your saved careers and assessment results and describe your work experiences.	<b>High School Planning Portfolio</b> Update your plan of study and high school results.
<b>College Planning Portfolio</b> Update your future educational plans and college preparation	<b>Financial Aid Planning Portfolio</b> Review your financial aid plans
<b>Your Journal</b> Record your ideas, questions, and thoughts as you make your plans.	<b>Your Planning Milestones</b> Track your progress and view a report on your completed activities.

**Communication Log**  
**No Log Entries**  
There are no entries in your communication log.

**Send & Receive Messages**  
There are no messages in your inbox.

[All Messages >](#)


**Event Calendar**  
No upcoming events.

[All events >](#)

**Account Access Activity**  
[View account access activity >](#)

*Badge to the Milestones Report on the student center*

Students can print the report by using their browser's print functionality – and the print will include space for parents to sign the report.



**Lois Lane**

360\_wbldemo 360 Test High School - CH360

Last Login  
**Jan 27, 2025**

Grade  
**12**

### Milestones

Top Career Choice  
**Actor**

Top Program Choice  
**Acting**

Postsecondary Path  
**Two-year college**

Planned College Applications  
**2 colleges selected**

### Career Planning

- ✓ Interest Profiler
Completed: Feb 15, 2023
Investigative
Social
- 🔄 Career Plan Builder
- 🔄 Resume Builder
- ✓ Saved Careers
Completed: Feb 15, 2023
1 Saved Career
- 🔄 Work-Based Learning Experiences

### High School Planning

- ✓ Plan of Study
Completed: Jul 25, 2023

### College Planning

- ✓ My Colleges & Applications
Completed: Jul 9, 2024
- ✓ Saved Programs/ Majors
Completed: Jan 27, 2025
3 Saved Programs/Majors
- ✓ After High School Transition Plan
Completed: Jan 27, 2025

### Financial Aid Planning

- ✓ FAFSA
Completed: Jan 8, 2025
- 🔄 Scholarship Profile
- 🔄 Saved Scholarships
- ✓ Financial Aid Plan
Completed: Jan 6, 2025

*New Milestone Report*

The tiles at the top of the page as well as the milestone activities are linked to the activity itself. The tile, Postsecondary Path, is linked to the activity “Directions After High School” for students in 10<sup>th</sup> grade and lower. For students in 11<sup>th</sup> and 12<sup>th</sup> grade, it is linked to the activity, After High School Transition Plan.

Professional Center administrators can assign milestones to students by grade, group, or role (adult or college student). There is no longer a limit to the number of milestones that can be assigned to students. There are three new default system sets of Milestones available – Grades 6-8: My Career and

Academic Plan, Grades 9-12: My Career and Academic Plan, and MyCAP for College Students & Adults. These sets have been automatically assigned to students with the exception of schools that have created or customized their own Milestone sets.

**Choose Milestones for Tracking** School Account

### Choosing Milestones For Tracking

Choose the set of planning milestones (activities) that will be displayed to users by grade or role. Users will see their planning milestones in their portfolio.

<b>6th grade</b>	Grades 6-8: MyCAP Activities	<b>7th grade</b>	Grades 6-8: My Career and Acc
<b>8th grade</b>	Grades 6-8: My Career and Acc	<b>9th grade</b>	Grades 9-12: My Career and Ac
<b>10th grade</b>	Grades 9-12: My Career and Ac	<b>11th grade</b>	Grades 9-12: My Career and Ac
<b>12th grade</b>	Grades 9-12: My Career and Ac	<b>Postsecondary Student</b>	MyCAP for College Students & A
<b>Adult in the workforce</b>	MyCAP for College Students & A		

Click Save to save any changes you make in these assignments. + Save

### Defined Sets Of Planning Milestones

These are the sets of planning milestones that can be assigned to roles and grades. You can add new sets or edit existing sets. Create or edit a set then assign it above.

+ New Milestone Set

<b>MyCAP for College Students &amp; Adults</b> Updated: January 30, 2025 by Gwen Marsh <span>Edit</span> <span>Duplicate</span> <span>Delete</span>	<b>Grades 6-8: My Career and Academic Plan</b> Updated: January 30, 2025 by Gwen Marsh <span>Edit</span> <span>Duplicate</span> <span>Delete</span>
<b>Grades 9-12: My Career and Academic Plan</b> Updated: January 30, 2025 by manvir testing <span>Edit</span> <span>Duplicate</span> <span>Delete</span>	

*New assigned Milestone sets*

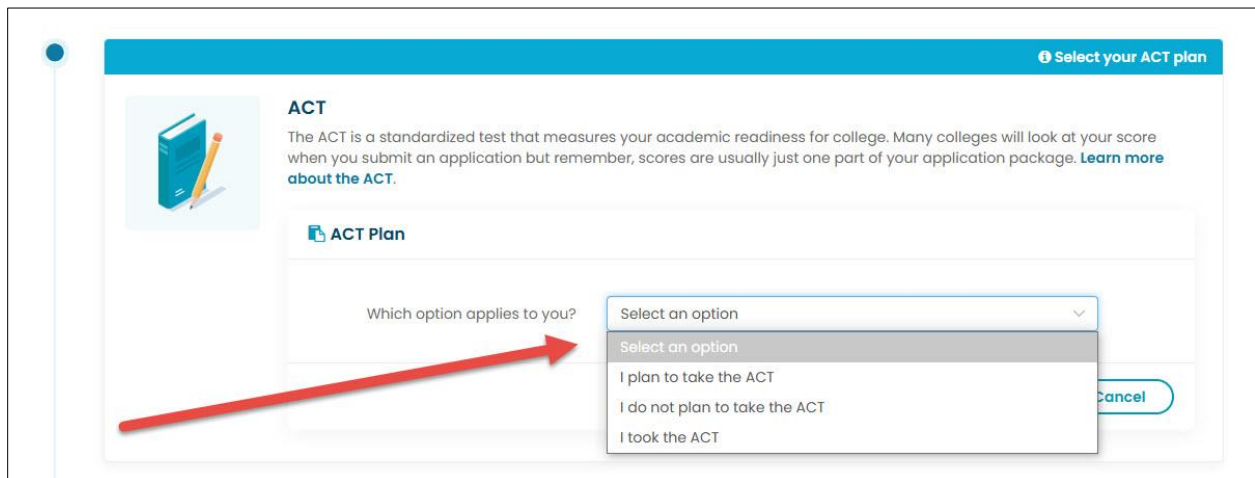
## 2. UPDATED ACT ACTIVITY

In spring of 2025, the science portion of the ACT will become optional. For information on the changes, see:

- Message from Janet Godwin, CEO of ACT <https://leadershipblog.act.org/2024/07/test-enhancements.html>
- ACT Enhancements <https://www.act.org/content/act/en/products-and-services/the-act/test-changes/enhancements.html>

The ACT activity has been redesigned to provide a more streamlined and user-friendly experience for students. This updated feature allows students to easily record their ACT results, indicate their plan to take the test, or confirm they do not plan to take it. For students who have previously entered ACT results, their most recent scores will be automatically displayed, ensuring consistency and convenience.

This enhancement simplifies tracking test plans and results, empowering students to stay organized and make informed decisions while enabling educators to better support their college readiness journey.




The screenshot shows a user interface for selecting an ACT plan. At the top right, there is a blue header with the text "Select your ACT plan". Below this, on the left, is an icon of a book and pencil. To the right of the icon, the text reads "ACT" followed by a paragraph: "The ACT is a standardized test that measures your academic readiness for college. Many colleges will look at your score when you submit an application but remember, scores are usually just one part of your application package. [Learn more about the ACT.](#)". Below this text is a section titled "ACT Plan" with a sub-header "Which option applies to you?". A dropdown menu is open, showing four options: "Select an option" (twice), "I plan to take the ACT", "I do not plan to take the ACT", and "I took the ACT". A red arrow points from the text "Which option applies to you?" to the dropdown menu. To the right of the dropdown menu is a "Cancel" button.

*New easy-to-use student friendly design*



Select your ACT plan



**ACT**  
The ACT is a standardized test that measures your academic readiness for college. Many colleges will look at your score when you submit an application but remember, scores are usually just one part of your application package. [Learn more about the ACT.](#)

**ACT Plan**

Which option applies to you? I took the ACT

Expected or actual test date January 2025

**Your Scores**

Reading

Mathematics

English

Writing


Science

Superscore

Save Cancel

*Students can enter their scores*

Completed Jan 27, 2025



**ACT**  
The ACT is a standardized test that measures your academic readiness for college. Many colleges will look at your score when you submit an application but remember, scores are usually just one part of your application package. [Learn more about the ACT.](#)

I took the ACT  
Jan, 2025 ✎

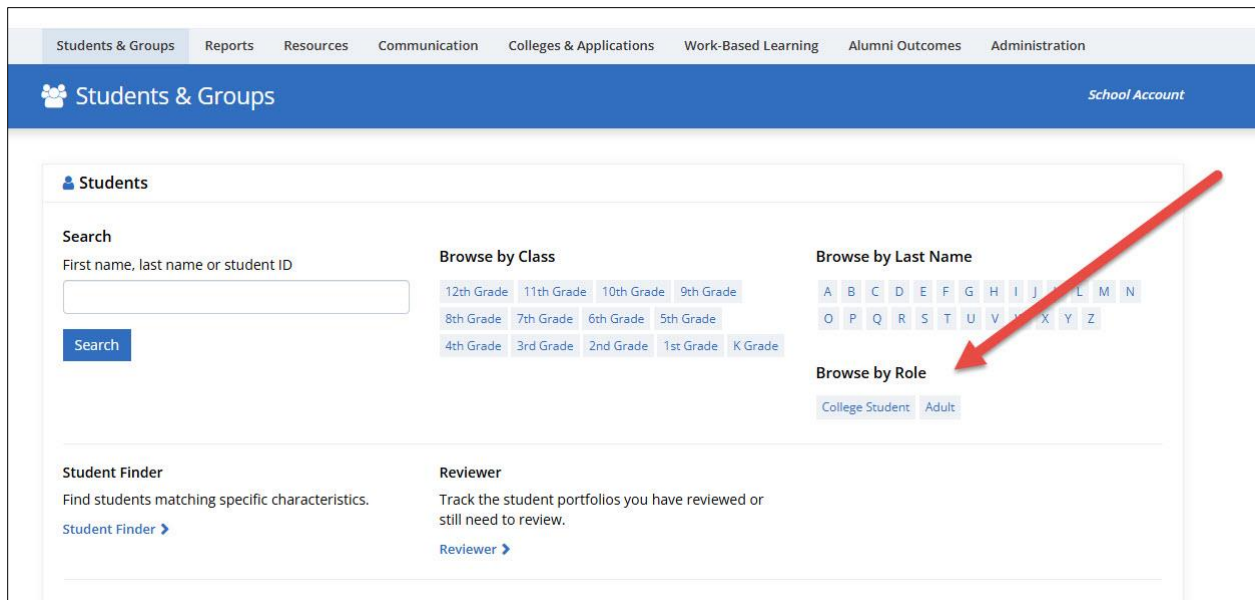
Reading 25
Mathematics 32
English 30

*Completed ACT activity with scores*

### 3. BROWSE BY ROLE ADDED TO STUDENTS & GROUPS

The Students & Groups search and browse functionality in the Professional Center now includes a powerful new feature: Browse by Role. This enhancement allows educators to quickly generate a list of Student Center accounts assigned to the roles of College Student or Adult. The results display accounts that have been created or accessed within the last four years, ensuring up-to-date and relevant data.

This streamlined approach saves time and improves efficiency, enabling educators to better focus on providing targeted support to specific groups of students based on their roles and educational goals.



*New Browse by Role option in Students & Groups*