

Key Enhancements

Oct 2, 2025, Release

1. New! Email Notifications for Student Work-Based Learning Applications

Educators can now sign up in the Professional Center to receive automatic email notifications whenever a student submits an application for a Work-Based Learning (WBL) opportunity.

The screenshot displays the 'Account Profile' page for a 'School Account'. The page is divided into several sections: 'My Profile' (showing the user's name, role, and school), 'Account' (showing username and role), 'School Or Program' (showing the school or program), and 'My Information' (showing required information). The 'My Information' section includes fields for Title, First name, Last name, Email address, Security question, and Security answer. At the bottom of the 'My Information' section, there are two options: 'Students can contact you to reset their passwords:' and 'Would you like to receive email notification when students submit work-based learning applications?'. Both options have radio buttons for 'Yes' and 'No', with 'No' selected for both. Two red arrows point to the 'No' radio buttons for these options.

Account Profile School Account

My Profile

Gwen Marsh
Professional User
Selected School
North Dakota (CRN Training District)

Account

Username: nd_gmarsh_pro [Change Password](#)

Role: Educator/Counselor [Change your role](#)

School Or Program

School or Program:
North Dakota (CRN Training District) [Add another connection](#)

My Information

Required Information

Title: Ms.

First name: Gwen

Last name: Marsh

Email address: ND_gmail@mailinator.com

Security question: dog's name

Security answer: Finn

Students can contact you to reset their passwords: ☒ Yes ☐ No

Would you like to receive email notification when students submit work-based learning applications? ☒ Yes ☐ No

Email notification option in your professional account profile

Why this matters:

- **Stay Informed:** Get real-time updates as students apply without needing to check the system manually.
- **Save Time:** Reduce the need for constant monitoring and focus on supporting students.

- **Support Students Quickly:** Respond faster to application activity—whether following up with feedback, connecting with employers, or tracking progress.

This new feature makes it easier than ever to stay on top of student engagement in WBL opportunities and ensure timely support.

To start receiving notifications, simply opt in from your educator profile settings in the Professional Center.

Work-based learning management tools are available as an add-on service in IHaveaPlanIowa. For details see: <https://procenter.ihaveaplaniowa.org/Resources/Add-Ons/WBL.aspx>

2. Updated Financial Aid 101

The Financial Aid 101 section has been refreshed with updated content and embedded videos from the Federal Student Aid office. Students will now find clearer explanations, improved organization of topics, and streamlined guidance on the financial aid process.

Benefits for educators and students:

- **Improved Clarity:** Updated content makes financial aid concepts easier for students to understand.
- **Student Confidence:** With more accessible guidance, students can feel better prepared to explore and apply for financial aid.

2. Apply for Financial Aid

How Do I Submit the FAFSA?

When?

You should complete the Free Application for Federal Student Aid (FAFSA) on or after **October 1** of your senior year of high school and each year you're in college.

Step 1: Create Your StudentAid.gov Account

To complete the FAFSA, you will need to create a StudentAid.gov account. This is an account that will enable you to access, complete and electronically sign your FAFSA.

You're welcome to create your StudentAid.gov account at any time -- even long before the FAFSA opens -- but allow up to 3 days for activation. Setting up your account early ensures you're ready to file your FAFSA immediately once it becomes available.



Every contributor who is required to provide information on the FAFSA form (you, your biological or adoptive parent, your parent's spouse, your spouse) needs to create a StudentAid.gov account.

Step 2: Complete the FAFSA Form

StudentAid.gov provides a series of videos to help you and your family complete the FAFSA. Get started with the video below then follow through the playlist for help with each section of the FAFSA.



For additional help in creating a StudentAid.gov account and filling out your FAFSA, check out StudentAid.gov.

The FAFSA is an important first step in applying for financial aid, but some colleges and universities require additional forms before they can send you an award letter. After submitting your FAFSA, check with each school you listed to find out exactly what they need and when it's due -- missing a required form could delay or reduce your financial aid offer.

< BACK

Preparing for the FAFSA



Explore this [playlist](#) to learn about applying for financial aid, FAFSA form contributors, creating and accessing StudentAid.gov accounts, and documents to gather.

Completing the FAFSA



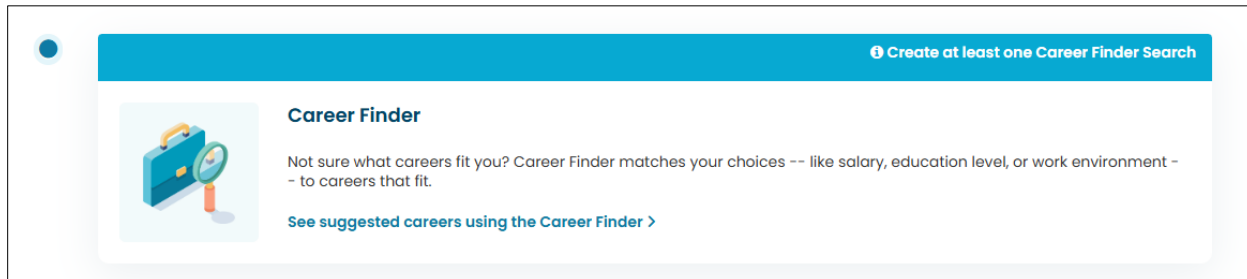
Check out this [playlist](#) to learn what questions you can expect in each section of the FAFSA form.

Updated "How Do I Submit the FAFSA article"

3. Improved Career Finder Activity

We've refreshed the description of the Career Finder tool to make it clearer and more student friendly. The updated text highlights how students can select characteristics—such as salary, work environment, or career cluster—to instantly see careers that match their choices.

Benefit: This simpler, more engaging description helps students better understand how to use the Career Finder and encourages them to explore career options in a way that feels approachable and relevant.



Updated text on the Career Finder activity

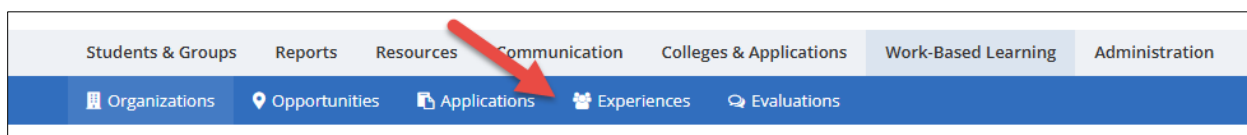
4. Refreshed College Data

The profile information used by students to explore colleges has been updated for more than 6,000 undergraduate schools with the latest information from Petersons. The update includes:

- Revised list of programs for each school.
- Refreshed tuition and admissions information, basic school data such as links to a school's website, contact information, enrollment figures, and more.

5. Work-Based Learning Experiences Tab Added

We've added a new Experiences tab to the Work-Based Learning tools in the Professional Center. This feature allows educators to quickly generate reports on students' work-based learning experiences, making it easier to track participation, monitor progress, and support program outcomes.

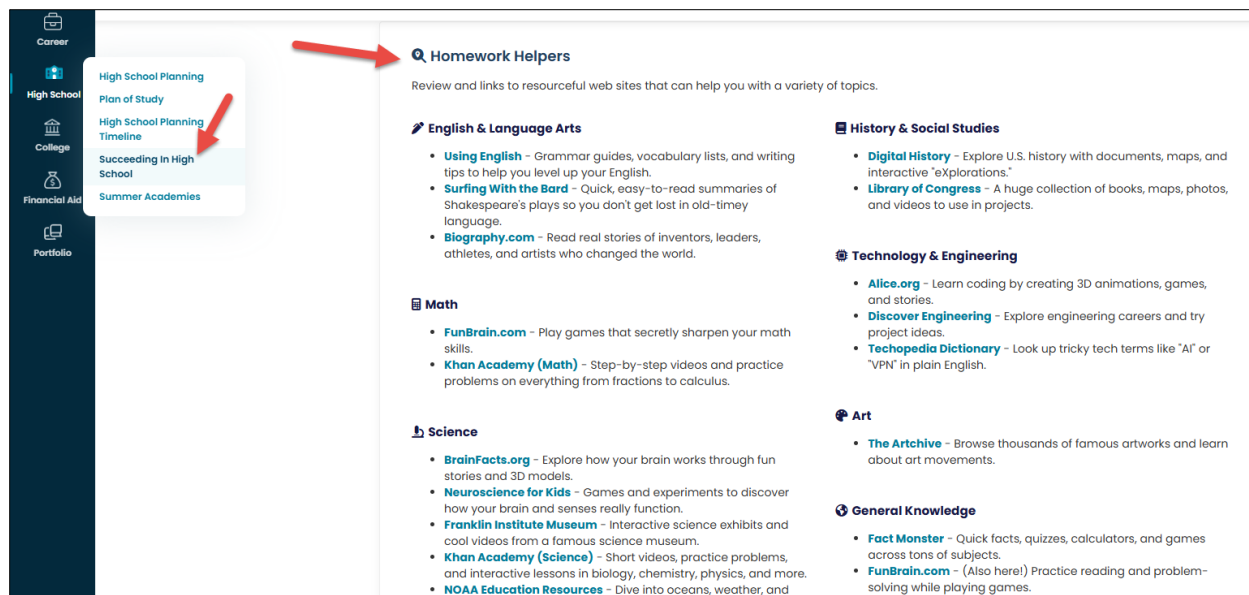


The new tab gives counselors and administrators a streamlined way to view and report on student engagement in real-world learning opportunities.

Work-based learning management tools are available as an add-on service in IHaveaPlanIowa. For details see: <https://procenter.ihaveaplaniowa.org/Resources/Add-Ons/WBL.aspx>

6. Updated Homework Helpers

The Homework Helpers links and descriptions in Succeeding in High School have been updated and have a new layout making it easier for students to scan and find the resources they need.



Updated Homework Helpers in Succeeding in High School

Bug Fixes & Improvements

- **Activity Anchoring** – Fixed navigation issue with Directions After High School and Career Cluster Map.
- **Select Language** – Fixed display issue.
- **Merge Accounts** – Resumes now merge properly.
- **Resume Builder** – Completion criteria has been updated for clarity and alerts have been added when students delete their last resume.
- **Work-based Learning** – Participation label is not displaying properly.
- **Career Cluster Map** – Brief descriptions for careers and majors in each profile.
- **My Evidence Docs and Resume Builder** – Fixed file upload issue.