

FAFSA Fundamentals 2026-2027



Who We Are



startwith
fafsa.org



Introduction to Financial Aid



Financial Aid = Money for College

Grants

Scholarships

Work-Study

Student Loans

What is the FAFSA?

Free Application for Federal Student Aid

Available at **FAFSA.gov**

Snapshot of your family's **financial situation**

Helps **determine your eligibility** for federal and state aid

FAFSA.gov

2026–27 FAFSA® Form Now Available!

Use the *Free Application for Federal Student Aid* (FAFSA®) form to apply for financial aid for college, career school, or graduate school.

Start a 2026–27
FAFSA® Form

Start New Form

Edit a 2026–27
FAFSA® Form

Edit Existing Forms

Accept an Invitation for a
2026–27 FAFSA® Form

Accept an Invitation



Always Free

Opens Oct. 1

Steps to Complete FAFSA

1. Create a [StudentAid.gov account](https://studentaid.gov) for everyone who needs to contribute to the FAFSA – student and parent(s).
2. Student begins the 2026-2027 FAFSA application at [FAFSA.gov](https://fafsa.gov).
3. After the student signs their part of the FAFSA and invites their parent to complete the parent section, parent checks email for a code and follows the link. Parent creates a [StudentAid.gov account](https://studentaid.gov) or logs in. Then the parent accepts the invitation from the student, completes the parent section, and signs and submits the FAFSA application.
4. Watch for the FAFSA Submission Summary to be sent to student via email to confirm correct completion.

StudentAid.gov Accounts



What is a StudentAid.gov Account?

- Your **Electronic Signature** on the FAFSA and student loan applications
- **Username** and **Password**
- Once created, it can be used each year to **renew your FAFSA** and manage your Federal student loans
- **Parents** will also be able to reuse their account each year for:
 - All dependents' FAFSAs
 - Their own financial aid

Who needs a StudentAid.gov Account?



You, the student, need a StudentAid.gov account



If you're a dependent student, one or both parents will need their own StudentAid.gov account

Which parent? If parents are married

If married, filing jointly in 2024 and still married to each other, only one parent needs to create an account.

If they **didn't file jointly** in 2024, both parents may each need an account of their own. Examples:

- Married, filing separately
- Not married, but living together
- Remarried since 2024

Which parent? If parents are divorced or separated

The parent who gives you the most financial support in the last 12 months will be the one to contribute their information.

If that parent has remarried, your parent and step-parent must both contribute their information.

A new FAFSA tool is available to help you decide who needs to be on your FAFSA: <https://studentaid.gov/fafsa-apply/parents>

Dependency Status

UCanGo2.org FAFSA Dependency Publications:

Who Needs a StudentAid.gov Account?

What's Your FAFSA Dependency Status?

FAFSA **UCanGo2!** **startwithfafsa.org**

WHO NEEDS A STUDENTAID.GOV ACCOUNT?

For Dependent Students | 2026-27 FAFSA

StudentAid.gov accounts are required for students and parents to access and electronically sign the FAFSA. The FAFSA will determine who needs an account as you advance through the application, but this document is intended to help you determine who needs to create an account ahead of time.

StudentAid.gov accounts should be created before starting the FAFSA. You can create one today by visiting [StudentAid.gov](#) and selecting **Create Account**.

START HERE!

Are you the student? **YES** → Every student needs a StudentAid.gov account!

Are you the parent of a dependent student? (What's Your Dependency Status?) **NO** → Only the legal parent(s) of a dependent student (and their spouse in some cases) will need a StudentAid.gov account. Legal guardians will not be contributors to the FAFSA. If a student is determined to be independent for FAFSA purposes, no parents will need a StudentAid.gov account.

YES

What is the current marital status of the legal parent? (The legal parent is the parent that provided more than 50% of your support over the past 12 months.)

- Unmarried and both legal parents living together
- Married (not separated)
- Remarried

What was the tax filing status of the legal parent in 2024?

- Married, filing jointly → Only one parent will need a StudentAid.gov account to consent to the transfer of 2024 IRS information.
- Married, filing separately
- Single
- Head of household → Both parents will need StudentAid.gov accounts to consent to the transfer of 2024 IRS information.

What was the tax filing status of the legal parent in 2024?

- Married, filing jointly → If currently separated, divorced, or widowed, but 2024 taxes were filed jointly, one parent will need a StudentAid.gov account to consent to the transfer of 2024 IRS information. The student should contact the financial aid office to request an income adjustment.
- Married, filing separately
- Single
- Head of household → Only the legal parent will need a StudentAid.gov account to consent to the transfer of 2024 IRS information.

Use UCanGo2's StudentAid.gov Worksheet to keep a record of your account username and password. It's available in English and Spanish at [UCanGo2.org](#).

The Oklahoma State Regents for Higher Education, in compliance with Titles VI and VII of the Civil Rights Act of 1964, Executive Order 11246 as amended, Title IX of the Education Amendments of 1972, Americans with Disabilities Act of 1990 and other federal laws and regulations, do not discriminate on the basis of race, color, national origin, sex, age, religion, handicap or status as a veteran in any of its policies, practices or procedures. This includes, but is not limited to, admissions, employment, financial aid and educational services. This publication is issued by the Oklahoma State Regents for Higher Education, as authorized by 70 O.S. 2001, Section 3096. Copies are available through the agency website at [www.okcollegestart.org](#). This publication has been submitted in compliance with Section 3-114 of Title 60 of the Oklahoma Statutes. Produced in August 2025.

UCanGo2! **startwithfafsa.org**

2026-27: WHAT'S YOUR FAFSA DEPENDENCY STATUS?

Answer "yes" or "no" to these questions to determine if you'll need to provide your parents' information on the FAFSA.

Question	YES	NO
Were you born before January 1, 2003?	___	___
On the day you submit your FAFSA, are you married?	___	___
At the beginning of the 2026-27 school year, will you be working on a master's or doctorate program (as an M.A., M.B.A., M.D., J.D., Ph.D., Ed.D., etc.)?	___	___
Are you currently serving on active duty in the U.S. Armed Forces for purposes other than training (you are a National Guard or Reserves enlistee, are you on active duty for other than state or training purposes?)?	___	___
Are you a veteran of the U.S. armed forces?	___	___
Do you have children or other people (excluding a spouse) who live with you and who receive more than half of their support from you, now and between July 1, 2026 and June 30, 2027?	___	___
Any time since you turned age 13, were you an orphan (no living or adoptive biological parent), in your foster care or were you a dependent or ward of the court?	___	___
Were you determined by a court in your state of legal residence, are you or were you a legally emancipated minor?	___	___
Is someone other than your parent or stepparent have legal guardianship of you, as determined by a court in your state of legal residence?	___	___
Any time on or after July 1, 2025, were you unaccompanied and either 1) homeless or 2) self-supporting at risk of being homeless?	___	___

► If you answered YES to one or more of these questions, you are considered an INDEPENDENT STUDENT on the FAFSA.

► You will NOT need to provide your parents' information when completing your FAFSA application.

► Contact the college or university you plan to attend for more information about your dependency status.

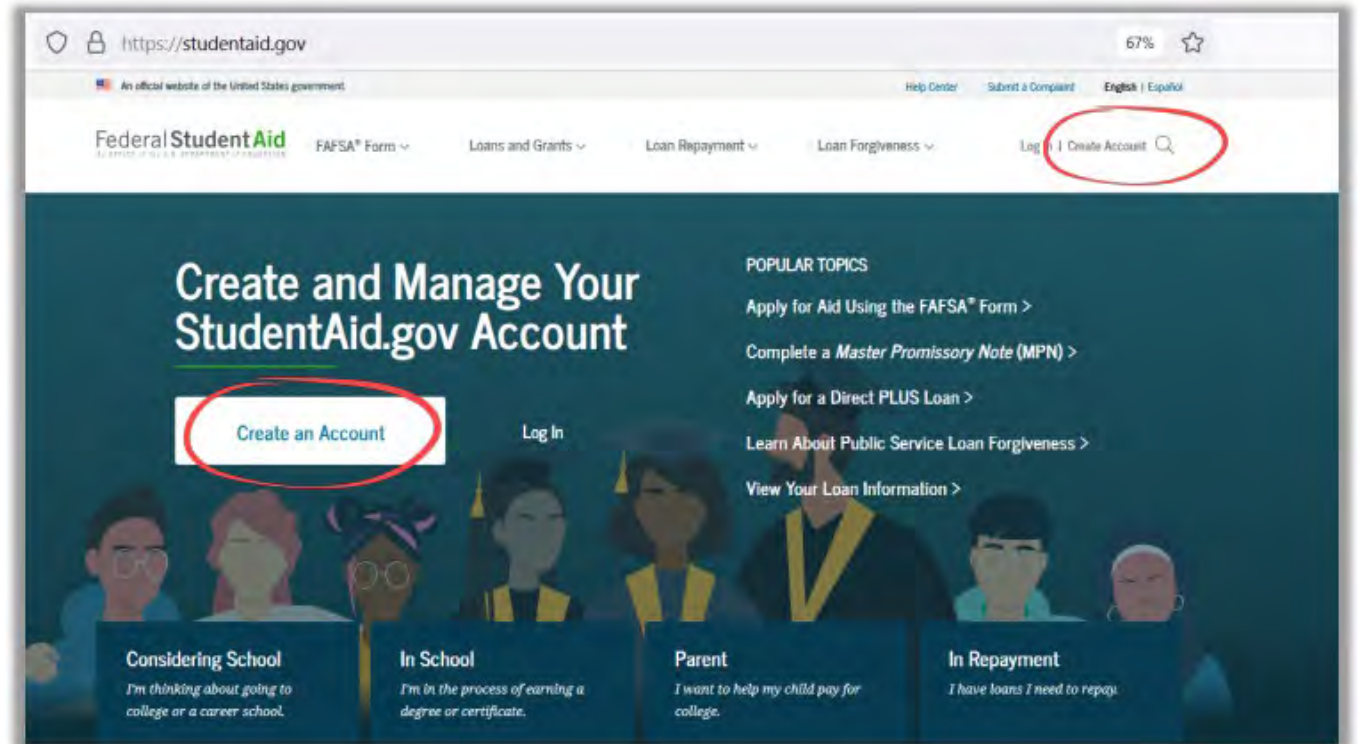
Applicants who indicate on their FAFSA form that they have unusual circumstances and are unable to contact a parent or that contact with a parent poses a risk to the student, will be granted provisional independent status. A student may be experiencing unusual circumstances if they:

- Are left home due to an abusive or threatening environment;
- Are abandoned by or estranged from their parents;
- Have refugee or asylum status and are separated from their parents, or their parents are displaced in a foreign country;
- Are a victim of human trafficking;
- Are incarcerated, or their parents are incarcerated, and contact with the parents would pose a risk to the student; or
- Are otherwise unable to contact or locate their parents.

The Oklahoma State Regents for Higher Education, in compliance with Titles VI and VII of the Civil Rights Act of 1964, Executive Order 11246 as amended, Title IX of the Education Amendments of 1972, Americans with Disabilities Act of 1990 and other federal laws and regulations, do not discriminate on the basis of race, color, national origin, sex, age, religion, handicap or status as a veteran in any of its policies, practices or procedures. This includes, but is not limited to, admissions, employment, financial aid and educational services. This publication is issued by the Oklahoma State Regents for Higher Education, as authorized by 70 O.S. 2001, Section 3096. Copies are available through the agency website at [www.okcollegestart.org](#). This publication has been submitted in compliance with Section 3-114 of Title 60 of the Oklahoma Statutes. Produced in August 2025.

Create your StudentAid.gov Account

Visit StudentAid.gov and choose Create Account.

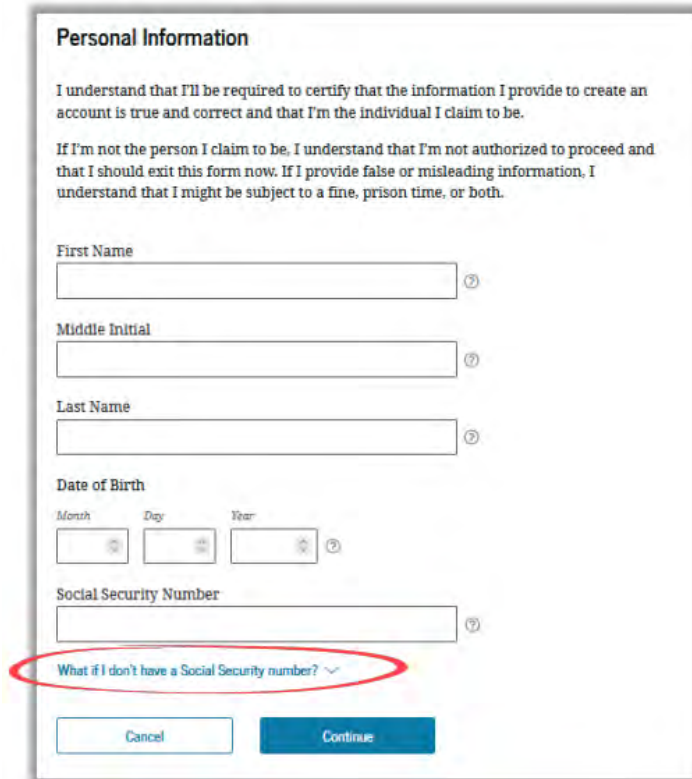


StudentAid.gov Account Tips

Use your **personal email** account.

Never share your username and password with anyone, not even your parents.

Never include your birthdate in any password.



Personal Information

I understand that I'll be required to certify that the information I provide to create an account is true and correct and that I'm the individual I claim to be.

If I'm not the person I claim to be, I understand that I'm not authorized to proceed and that I should exit this form now. If I provide false or misleading information, I understand that I might be subject to a fine, prison time, or both.

First Name

Middle Initial

Last Name

Date of Birth

Month Day Year

Social Security Number

[What if I don't have a Social Security number?](#)

Homelessness

If you're not currently living with a parent or guardian and you are considered to be homeless, or self-supporting and at risk of being homeless:

Use mailing address of an
adult relative or friend

OR

Use address at college
financial aid office

Always ask permission first!

Verify Email and Cell Phone Information

You'll receive a message saying FSA (Federal Student Aid) sent you a **secure code**.

Retrieve the message from your inbox and enter it as shown.

Another **code** will be sent to your **cell phone** (optional) to verify your phone number.

The image displays two side-by-side screenshots of the FSA (Federal Student Aid) verification process.

Left Screenshot: Communication Preferences

- Required Communications:** A section explaining that certain types of communications are required by the U.S. Department of Education. It includes a radio button for "Email (Recommended)" and a radio button for "Postal mail".
- Optional Communications:** A section explaining that FSA sometimes sends information about available grants, student income-based repayment options, and more. It includes checkboxes for "Postal Mail" and "Text Message".
- Language Preference:** A section explaining that the language preference determines what language displays after language is used for forms and communications. It includes a dropdown menu for "Language Preference" with "English" selected.

Right Screenshot: Enable Two-Step Verification

- Protect Your Account with Two-Step Verification:** A section explaining that whenever you sign in, you'll receive a secure code to make sure it's really you. It includes a "Verify" button.
- SMS Verification:** A section explaining that you can receive a secure code via text message. It includes a "Verify" button.
- Email Verification:** A section explaining that you can receive a secure code via email. It includes a "Verify" button.
- Use an Authenticator App (Most Secure Option):** A section explaining that you can use an authenticator app to receive a secure code. It includes a "Set up an Authenticator App" button.

At the bottom of the right screenshot, there are "Previous" and "Continue" buttons.

One-Use Backup Code

You'll be given a **one-use backup code** when you've finished your new account application. This can be used if the 2-step verification isn't successful. Store it somewhere safe.

If it gets lost, log in to your account and select '**Generate a New Backup Code**' under 'Two-Step Verification' in Settings.

Note: Your backup code can only be used once.

Your Backup Code Is:

WPF6JIL73FEF

For assistance, contact Federal Student Aid at 1-800-4-FED-AID or 1-800-433-3243

Create Your StudentAid.gov Account Now

Accounts will be verified immediately with the Social Security Administration, eliminating the previous waiting period.



You, the student, need a StudentAid.gov account

Parent StudentAid.gov Account

Contributor StudentAid.gov accounts are required to complete and submit the FAFSA.

Parent email addresses and mobile numbers can only be associated with one StudentAid.gov account – neither can match yours.



If you're a dependent student, one or both parents will need their own StudentAid.gov account

Complete your FAFSA



Gather Your Information

Social Security or Permanent Resident Card

2024 Tax Returns/W-2s

Current balance of cash, savings or checking accounts

Parent's email address

Helpful FAFSA Tips

No punctuation when entering your name, unless there's punctuation on your Social Security card.

Save the application frequently throughout the process.

Always use the 'Previous' and 'Continue' buttons to go from page to page; don't use your browser's 'Back' button or you may have to start over.

Start Your Form

2026–27 FAFSA® Form Now Available!

Use the *Free Application for Federal Student Aid* (FAFSA®) form to apply for financial aid for college, career school, or graduate school.

Start a 2026–27
FAFSA® Form

Start New Form

Edit a 2026–27
FAFSA® Form

Edit Existing Forms

Accept an Invitation for a
2026–27 FAFSA® Form

Accept an Invitation

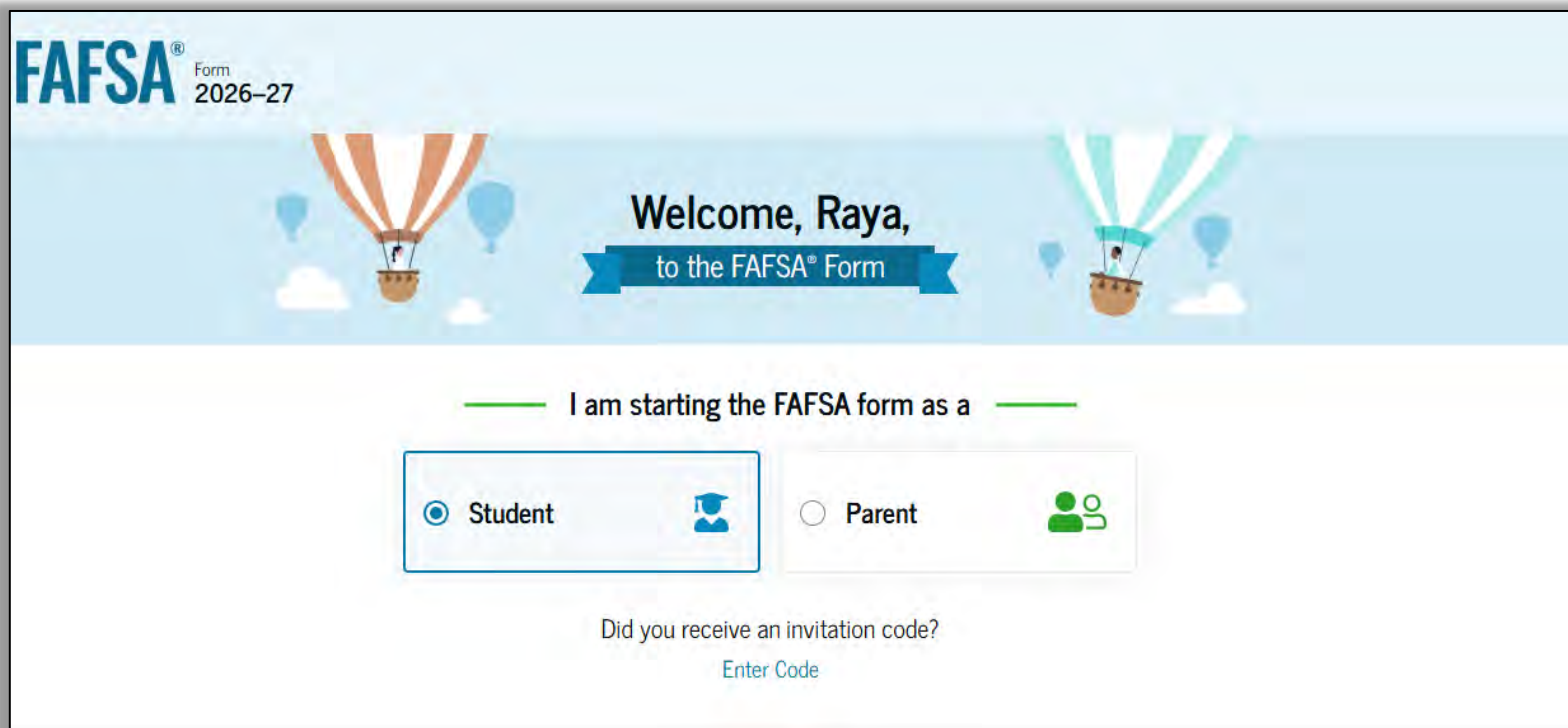


Go to FAFSA.gov.

Select Start a New Form.

Make sure you've
chosen the 2026-2027
FAFSA.



Student, Select Your Role



FAFSA[®] Form 2026-27

Welcome, Raya,
to the FAFSA[®] Form

I am starting the FAFSA form as a

☒ Student  ☐ Parent 

Did you receive an invitation code?
[Enter Code](#)

Onboarding

Understanding the FAFSA® Form


1 of 4

What is the FAFSA® form?

Use the *Free Application for Federal Student Aid* (FAFSA®) form to apply for grants, scholarships, work-study funds, and loans for college, career school, or graduate school.

You might need the following information or documents as you fill out the FAFSA form:

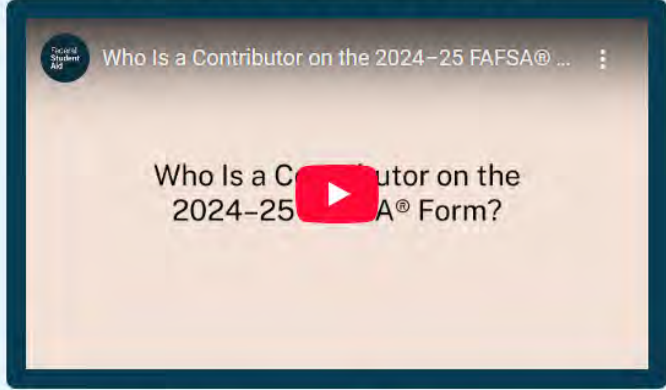
- Tax returns
- Records of child support received
- Current balances of cash, savings, and checking accounts
- Net worth of investments, businesses, and farms




Understanding the FAFSA® Form


2 of 4

Contributors to the FAFSA® Form



 **Parents or Spouses**

Your answers on the FAFSA® form will determine if any contributors (your spouse, your biological or adoptive parent[s], or your parent's spouse) need to be identified. These contributors will complete their own sections of the form and are asked to provide personal and financial information, but they won't be financially responsible for your education.

 **How To Invite**

Contributors will need to log in with their own StudentAid.gov account username and password to provide their information. To invite a contributor to a FAFSA form, you'll need to provide their email address.

More Onboarding

Understanding the FAFSA® Form

3 of 4

What To Expect

How long will this take? ⌚ 30 minutes

Every contributor must provide consent and approval for you to be eligible for federal student aid. With your consent and approval, we can obtain your federal tax information automatically from the IRS to help you complete the FAFSA® form.

You can save the form and return to it later if you need more time. Learn about [how we use the information we collect](#) on your FAFSA form.

Federal Student Aid

What Does It Mean To Provide Consent and Ap...

What Does It Mean To Provide Consent and Approval on the 2024-25 FAFSA® Form?

Understanding the FAFSA® Form

4 of 4

After Submitting the FAFSA® Form

After submission, you'll need to check on the status of your FAFSA® form and make corrections, if required.

Federal Student Aid

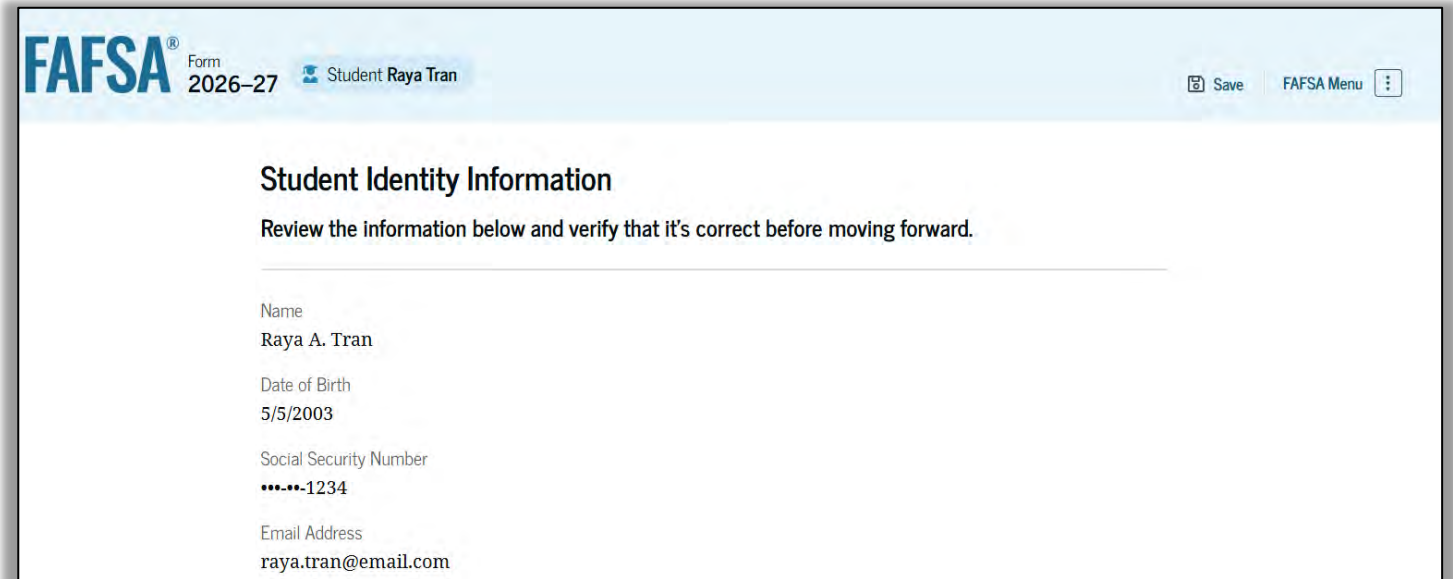
What Happens After Submitting Your FAFSA® ...

What Happens After Submitting Your FAFSA® Form?

- Your form will be processed in one to three days.
- You'll be able to view your FAFSA Submission Summary. It will include the Student Aid Index (SAI), an index number used to determine federal student aid eligibility.
- Schools will use your SAI to create your financial aid offer that explains the types and amounts of aid they are offering you. Most schools only send an aid offer when they accept you for admission.

Review Identity Information

To update information,
access your account
settings at
StudentAid.gov.



The screenshot shows the FAFSA Form 2026-27 interface for a student named Raya Tran. The page title is "Student Identity Information" with a sub-instruction: "Review the information below and verify that it's correct before moving forward." The form fields are as follows:

Field	Value
Name	Raya A. Tran
Date of Birth	5/5/2003
Social Security Number	•••••-1234
Email Address	raya.tran@email.com

At the top right of the form, there are links for "Save" and "FAFSA Menu".

Changes to your mailing address can be made directly on this page.

Provide Consent

Provide Consent and Approval or You Won't Be Eligible for Federal Student Aid

Summary

Your consent and approval are needed to retrieve and disclose federal tax information. With your consent and approval, we can obtain tax return information automatically from the IRS to help you complete the FAFSA® form. If you don't provide consent and approval, you will not be eligible for federal student aid, including grants and loans. You must provide consent and approval even if you didn't file a U.S. federal tax return or any tax return.

- Get your 2024 tax return information for the 2026–27 FAFSA form.
- Tax return information is required to complete the FAFSA form.
- Federal tax information is used to determine your eligibility for federal student aid.

By accepting below, I consent to the disclosure of information about me, and affirmatively approve of

- the receipt and use of my federal tax information, and
- the redisclosure of my federal tax information by the U.S. Department of Education (ED), as described herein.

By accepting below, I consent to and affirmatively approve of, as applicable, the following:

1. ED may disclose my Social Security number/Individual Taxpayer Identification Number, last name, date of birth, unique identifier, the tax year for which federal tax information is required, and the date and timestamp of my approval for the use of my federal tax information in determining eligibility by ED where approval is provided to the U.S. Department of the Treasury, Internal Revenue Service (IRS). I understand that in response to such a request from ED, the IRS shall then disclose my federal tax information to "authorized persons" (i.e.

Frequently Asked Questions

Who should provide consent and approval?

⌵

If I'm married and didn't file a joint tax return with my current spouse, does my spouse have to provide consent and approval for you to access their tax information?

⌵

What happens after I provide consent and approval?

⌵

What happens if I decline consent and approval?

⌵

Select "Approve" to provide consent and approval for the use of your federal tax information to determine your eligibility for federal student aid. If you select "Decline," you won't be eligible for federal student aid.

Previous

Decline

Approve

Automatic Transfer of Income Tax Information from the IRS




If any contributor does not choose 'Approve':

- The FAFSA **will not** be processed
- The student **will not** be eligible for most types of federal student aid

There may be exceptions for special or unusual circumstances.


Personal Circumstances

FAFSA[®] Form 2026–27  Student **Raya Tran**

Your Personal Circumstances

We'll ask you questions that help us determine your eligibility for federal student aid. This information can affect the types of federal student aid you're eligible to receive.

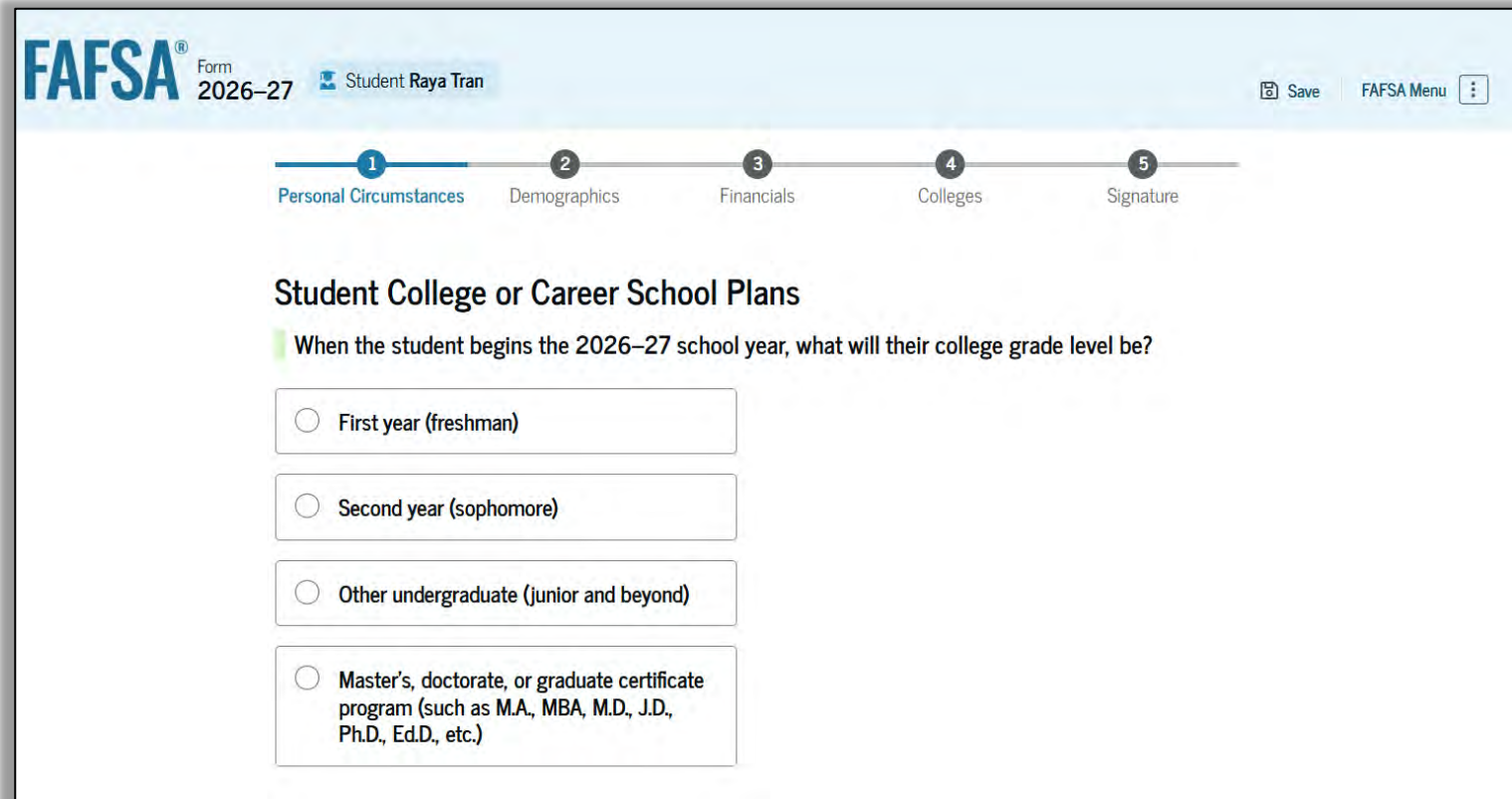
→ Sometimes we need to collect information from other people depending on answers in this section. We'll let you know if this is the case.



[Previous](#)[Continue](#)

College or Career School Plans

Even if you have concurrent enrollment or AP credit, be sure to choose **‘First Year (freshman)’** as your college grade level.



The screenshot shows the FAFSA 2026-27 form for Student Raya Tran. The progress bar at the top indicates the following steps: 1. Personal Circumstances (highlighted), 2. Demographics, 3. Financials, 4. Colleges, and 5. Signature. The current section is 'Student College or Career School Plans'. The question asks: 'When the student begins the 2026-27 school year, what will their college grade level be?'. There are four radio button options: 'First year (freshman)', 'Second year (sophomore)', 'Other undergraduate (junior and beyond)', and 'Master's, doctorate, or graduate certificate program (such as M.A., MBA, M.D., J.D., Ph.D., Ed.D., etc.)'.

FAFSA® Form 2026-27 Student Raya Tran

Save FAFSA Menu

1 Personal Circumstances 2 Demographics 3 Financials 4 Colleges 5 Signature

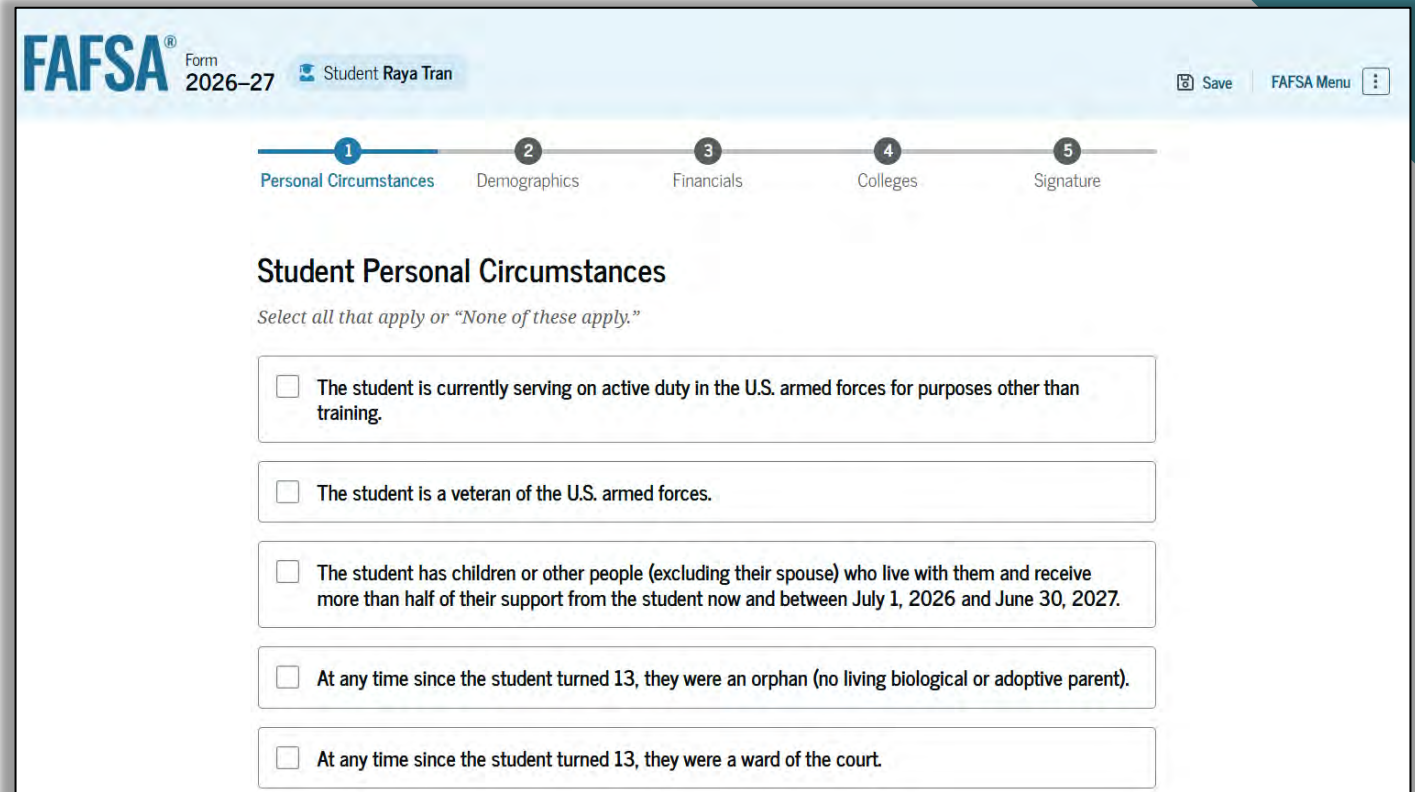
Student College or Career School Plans

When the student begins the 2026-27 school year, what will their college grade level be?

- ☐ First year (freshman)
- ☐ Second year (sophomore)
- ☐ Other undergraduate (junior and beyond)
- ☐ Master's, doctorate, or graduate certificate program (such as M.A., MBA, M.D., J.D., Ph.D., Ed.D., etc.)

Student Personal Circumstances

Eight different situations are listed here that will determine if you're considered a Dependent or Independent student. If none of them apply to you, click the box next to '**None of these apply**' and choose 'Continue'.

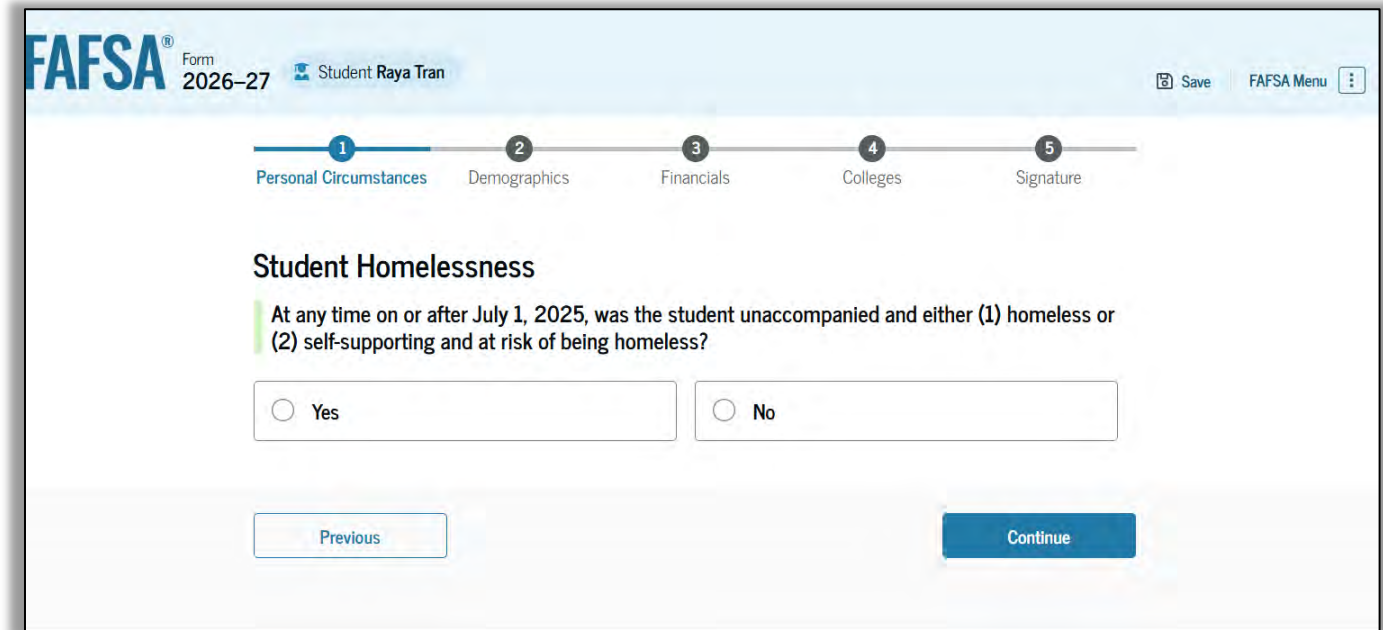


The screenshot shows the FAFSA 2026-27 interface for Student Raya Tran. A progress bar at the top indicates five steps: 1. Personal Circumstances (active), 2. Demographics, 3. Financials, 4. Colleges, and 5. Signature. The main heading is "Student Personal Circumstances" with the instruction "Select all that apply or 'None of these apply.'". Below this are five checkboxes, each in a separate box:

- ☐ The student is currently serving on active duty in the U.S. armed forces for purposes other than training.
- ☐ The student is a veteran of the U.S. armed forces.
- ☐ The student has children or other people (excluding their spouse) who live with them and receive more than half of their support from the student now and between July 1, 2026 and June 30, 2027.
- ☐ At any time since the student turned 13, they were an orphan (no living biological or adoptive parent).
- ☐ At any time since the student turned 13, they were a ward of the court.

Student Homelessness

If you've been unaccompanied by a parent or legal guardian and have been homeless or at risk of being homeless any time since July 1, 2025, answer 'Yes' to this question.



The screenshot shows the FAFSA 2026-27 application interface for Student Raya Tran. The progress bar at the top indicates five steps: 1. Personal Circumstances (active), 2. Demographics, 3. Financials, 4. Colleges, and 5. Signature. The main heading is "Student Homelessness". The question is: "At any time on or after July 1, 2025, was the student unaccompanied and either (1) homeless or (2) self-supporting and at risk of being homeless?". There are two radio button options: "Yes" and "No". At the bottom, there are "Previous" and "Continue" buttons.

FAFSA® Form 2026-27 Student Raya Tran

Save FAFSA Menu

1 Personal Circumstances 2 Demographics 3 Financials 4 Colleges 5 Signature

Student Homelessness

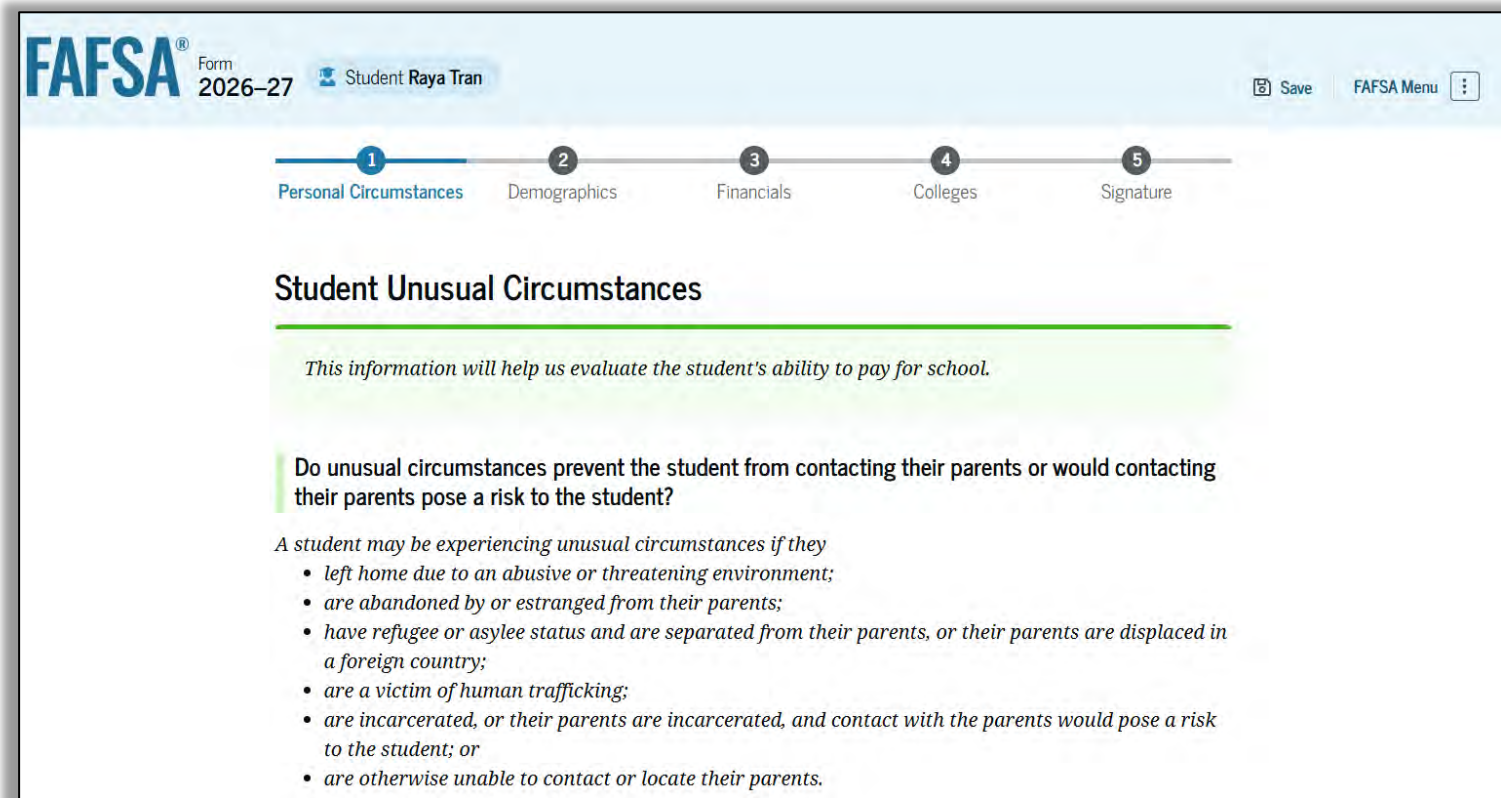
At any time on or after July 1, 2025, was the student unaccompanied and either (1) homeless or (2) self-supporting and at risk of being homeless?

☐ Yes ☐ No

Previous Continue

Other Unusual Circumstances

If none of these circumstances apply to you, answer the question 'No'.



The screenshot shows the FAFSA 2026-27 form for Student Raya Tran. The progress bar indicates the user is on step 1, Personal Circumstances. The section title is "Student Unusual Circumstances". A green box contains the text: "This information will help us evaluate the student's ability to pay for school." Below this, a question is asked: "Do unusual circumstances prevent the student from contacting their parents or would contacting their parents pose a risk to the student?". A list of circumstances is provided, starting with "A student may be experiencing unusual circumstances if they" followed by a bulleted list.

FAFSA® Form 2026-27 Student Raya Tran Save FAFSA Menu

1 Personal Circumstances 2 Demographics 3 Financials 4 Colleges 5 Signature

Student Unusual Circumstances

This information will help us evaluate the student's ability to pay for school.

Do unusual circumstances prevent the student from contacting their parents or would contacting their parents pose a risk to the student?

A student may be experiencing unusual circumstances if they

- left home due to an abusive or threatening environment;
- are abandoned by or estranged from their parents;
- have refugee or asylee status and are separated from their parents, or their parents are displaced in a foreign country;
- are a victim of human trafficking;
- are incarcerated, or their parents are incarcerated, and contact with the parents would pose a risk to the student; or
- are otherwise unable to contact or locate their parents.

Provisionally Independent Status

If an unusual circumstance applies to you:

- You'll be given a 'provisionally independent' status
- Your parents won't be required to contribute information to your FAFSA
- The financial aid office at your college will be required to ask you for documentation to verify your situation
- You must provide the required information by the deadline the financial aid office provides


Dependent Status

If a parent is unwilling to provide information for their dependent student's FAFSA, the student may indicate that here.

FAFSA® Form 2026-27 Student Raya Tran Save FAFSA Menu

1 Personal Circumstances 2 Demographics 3 Financials 4 Colleges 5 Contributor Invite 6 Signature

Your Dependency Status

 **Dependent Student**
Based on your answers, you're a dependent student. This means you must provide parent information on your FAFSA® form. This information helps determine how much federal student aid you're eligible to receive.

Direct Unsubsidized Loan Only

Are the student's parents refusing to provide their information on this FAFSA® form?

This response must be "No" for the student to be considered for Federal Pell Grant eligibility and most other types of federal student aid.

☐ Yes ☐ No

Citizenship Status

To receive federal financial aid, you must be:

- A U.S. Citizen
- A U.S. National *or*
- An eligible non-citizen (permanent resident)



The screenshot shows the FAFSA 2026-27 interface for Student Raya Tran. The progress bar indicates the following steps: 1. Personal Circumstances (completed), 2. Demographics (current step), 3. Financials, 4. Colleges, 5. Contributor Invite, and 6. Signature. The 'Student Citizenship Status' section contains three radio button options: 'U.S. citizen or national', 'Eligible noncitizen', and 'Neither U.S. citizen nor eligible noncitizen'. At the bottom, there are 'Previous' and 'Continue' buttons.

FAFSA® Form 2026-27 Student Raya Tran

Save FAFSA Menu

1 Personal Circumstances 2 Demographics 3 Financials 4 Colleges 5 Contributor Invite 6 Signature

Student Citizenship Status

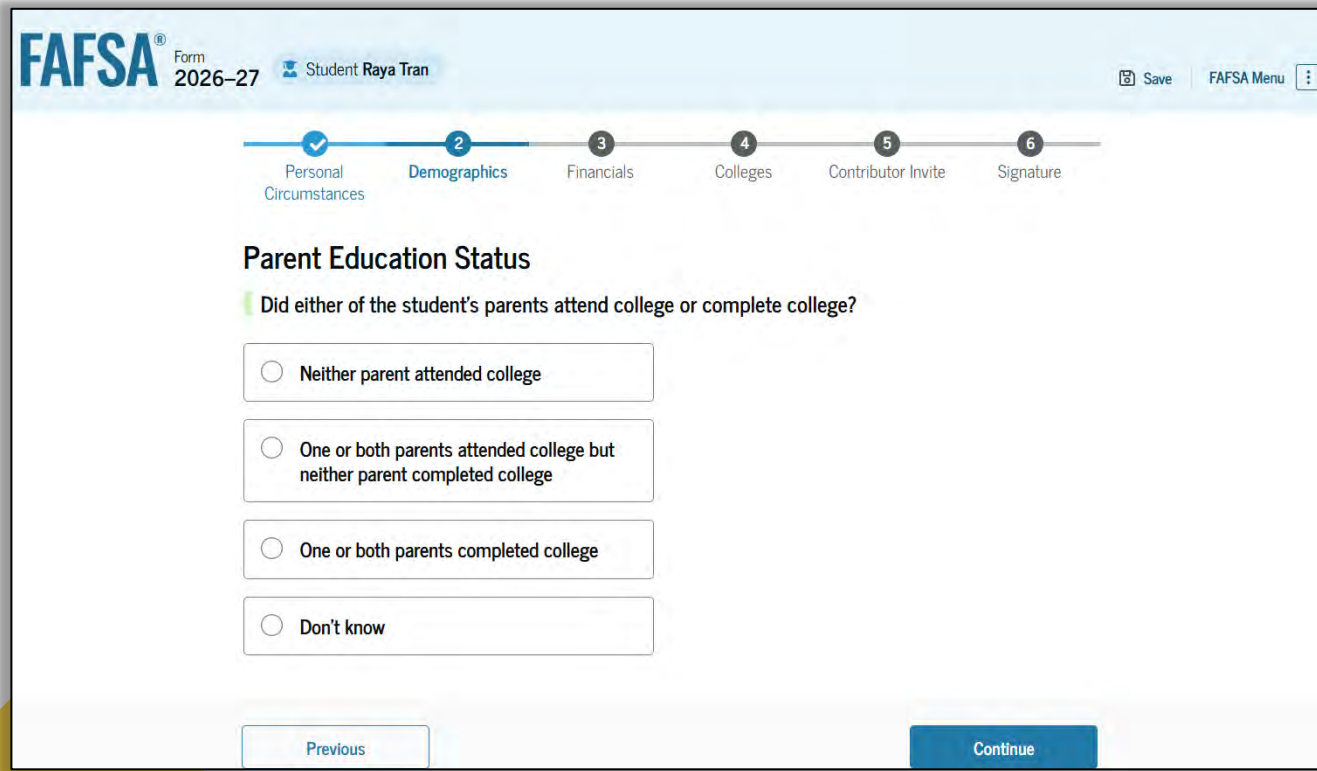
☐ U.S. citizen or national

☐ Eligible noncitizen

☐ Neither U.S. citizen nor eligible noncitizen

Previous Continue

Parent Education Status



The screenshot shows the FAFSA 2026-27 interface for Student Raya Tran. The progress bar at the top indicates the following steps: 1. Personal Circumstances (completed), 2. Demographics (current step), 3. Financials, 4. Colleges, 5. Contributor Invite, and 6. Signature. The 'Parent Education Status' section asks, 'Did either of the student's parents attend college or complete college?'. There are four radio button options: 'Neither parent attended college', 'One or both parents attended college but neither parent completed college', 'One or both parents completed college', and 'Don't know'. At the bottom of the form are 'Previous' and 'Continue' buttons.

FAFSA® Form 2026-27 Student Raya Tran Save FAFSA Menu

1 Personal Circumstances 2 Demographics 3 Financials 4 Colleges 5 Contributor Invite 6 Signature

Parent Education Status

Did either of the student's parents attend college or complete college?

☐ Neither parent attended college

☐ One or both parents attended college but neither parent completed college

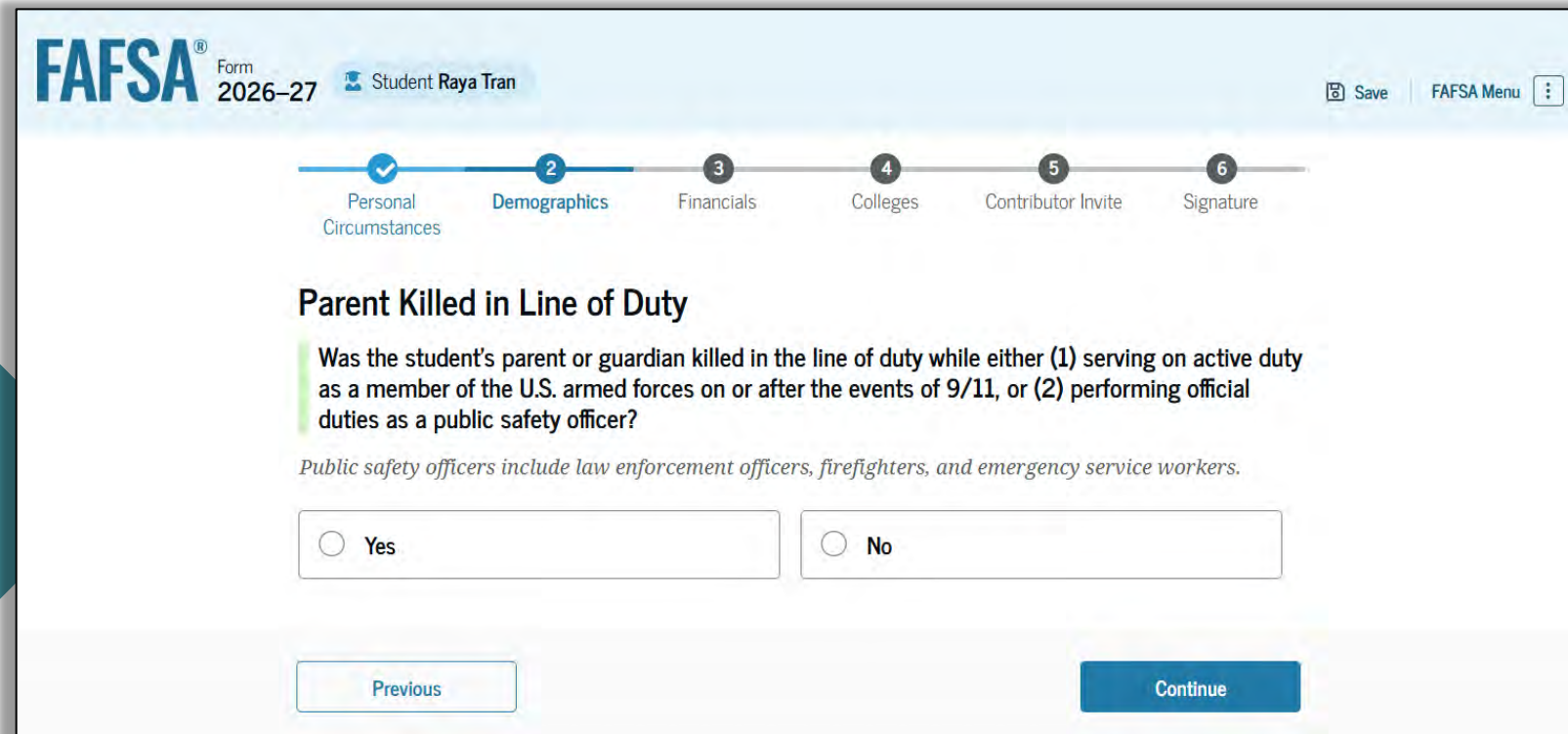
☐ One or both parents completed college

☐ Don't know

Previous Continue

Choose the highest level of education your birth parents reached.

Parent Killed in Line of Duty



FAFSA® Form 2026-27 Student Raya Tran Save FAFSA Menu

1 Personal Circumstances 2 Demographics 3 Financials 4 Colleges 5 Contributor Invite 6 Signature

Parent Killed in Line of Duty

Was the student's parent or guardian killed in the line of duty while either (1) serving on active duty as a member of the U.S. armed forces on or after the events of 9/11, or (2) performing official duties as a public safety officer?

Public safety officers include law enforcement officers, firefighters, and emergency service workers.

☐ Yes ☐ No

Previous Continue

If you qualify as a dependent of a deceased service member or safety officer, you may be eligible for a full Pell grant.

Student High School Completion Status

FAFSA® Form 2026-27 Student Raya Tran Save FAFSA Menu

1 Personal Circumstances 2 Demographics 3 Financials 4 Colleges 5 Contributor Invite 6 Signature

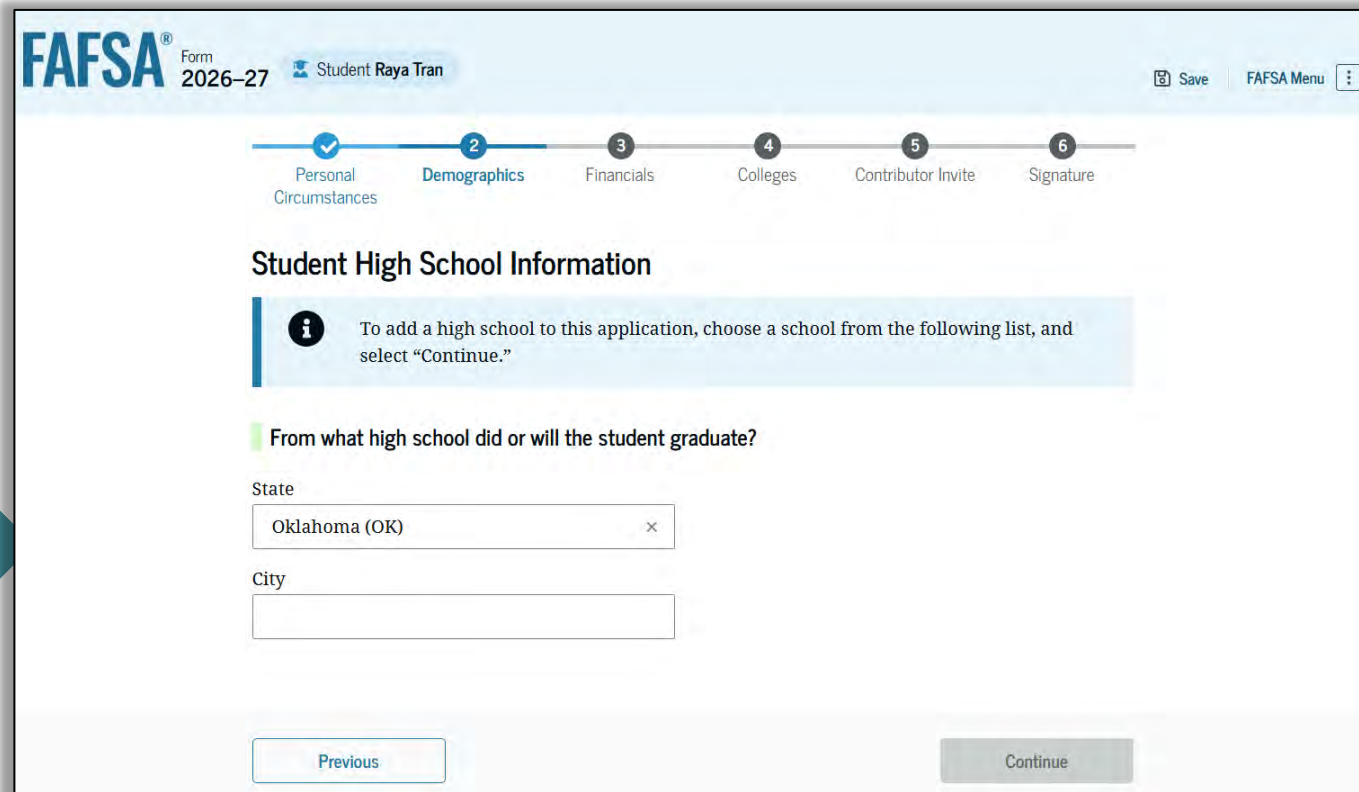
Student High School Completion Status

What will the student's high school completion status be at the beginning of the 2026-27 school year?

- ☐ High school diploma
- ☐ State-recognized high school equivalent (e.g., GED certificate)
- ☐ Homeschooled
- ☐ None of the above

Select the option that applies to you.

Student High School Information



The screenshot shows the FAFSA 2026-27 application interface for Student Raya Tran. The progress bar at the top indicates the following steps: 1. Personal Circumstances (completed), 2. Demographics (current step), 3. Financials, 4. Colleges, 5. Contributor Invite, and 6. Signature. The 'Student High School Information' section is active, featuring an information icon and a message: 'To add a high school to this application, choose a school from the following list, and select "Continue."' Below this, a question asks 'From what high school did or will the student graduate?'. The 'State' dropdown menu is set to 'Oklahoma (OK)', and the 'City' field is empty. At the bottom, there are 'Previous' and 'Continue' buttons.

FAFSA® Form 2026-27 Student Raya Tran Save FAFSA Menu

1 Personal Circumstances 2 Demographics 3 Financials 4 Colleges 5 Contributor Invite 6 Signature

Student High School Information

i To add a high school to this application, choose a school from the following list, and select "Continue."

From what high school did or will the student graduate?

State
Oklahoma (OK) ×

City

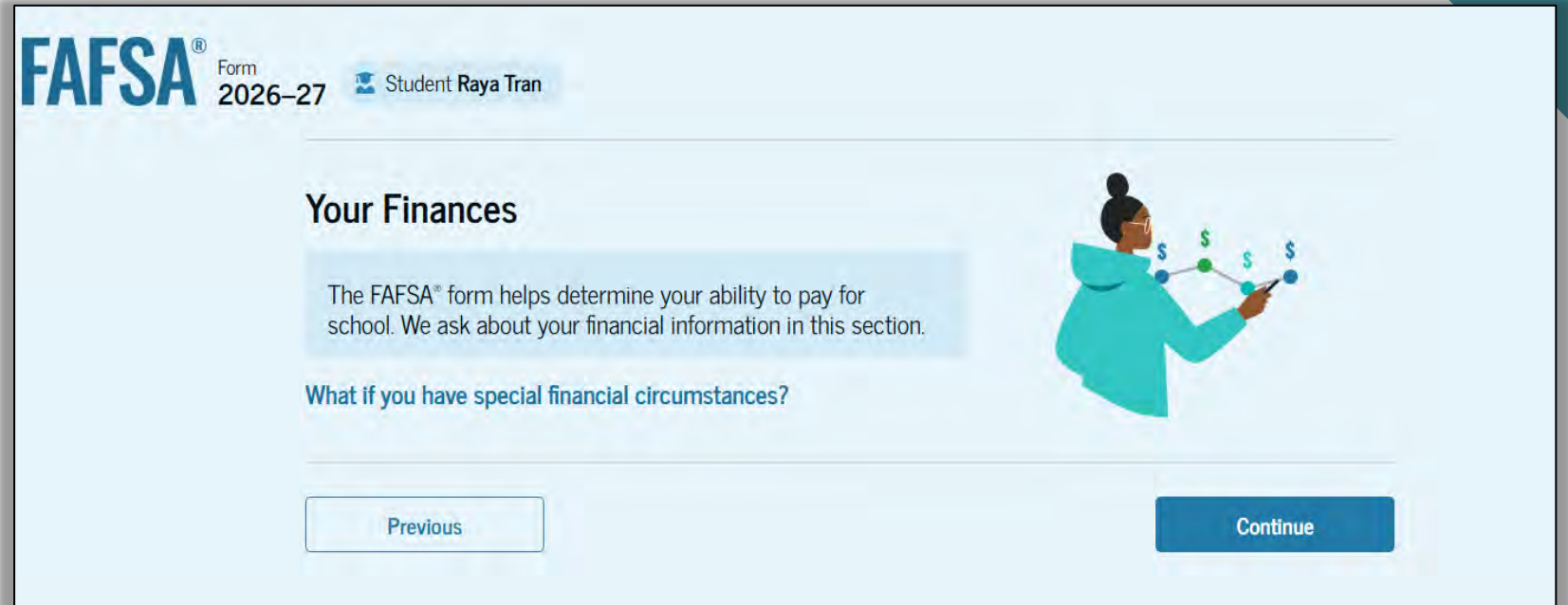
Previous Continue

Enter the state, then city of the high school you will graduate from. Then select the school from the results.

Student Finances

Be prepared to report any income you earned in 2024, even if you didn't file a return.

If you didn't file, you'll be able to enter your information manually.

A screenshot of the FAFSA 2026-27 application interface. At the top left, it says "FAFSA® Form 2026-27" and "Student Raya Tran" with a person icon. The main heading is "Your Finances". Below it, a text box explains: "The FAFSA® form helps determine your ability to pay for school. We ask about your financial information in this section." To the right of this text is an illustration of a person in a teal hoodie holding a smartphone, with dollar signs and a line graph floating around them. Below the text box, there is a link that says "What if you have special financial circumstances?". At the bottom, there are two buttons: "Previous" on the left and "Continue" on the right.

FAFSA® Form 2026-27 Student Raya Tran

Your Finances

The FAFSA® form helps determine your ability to pay for school. We ask about your financial information in this section.

[What if you have special financial circumstances?](#)

[Previous](#) [Continue](#)

Reporting Financial Information

Report whole dollars

- No decimals
- Enter zero if a question doesn't apply to you

Refer to your W-2s

- Find your W-2(s) before you start
- If no W-2(s), be prepared to give an estimate of your income

Student Assets

FAFSA® Form 2026-27 Student Raya Tran Save FAFSA Menu

Personal Circumstances Demographics **Financials** Colleges Contributor Invite Signature

Student Assets

Current Total of Cash, Savings, and Checking Accounts
Don't include student aid, retirement accounts, or investments.

\$.00

Current Net Worth of Investments, Including Real Estate
Don't include the home the student lives in. Net worth is the value of the investments minus any debts owed against them.

\$.00

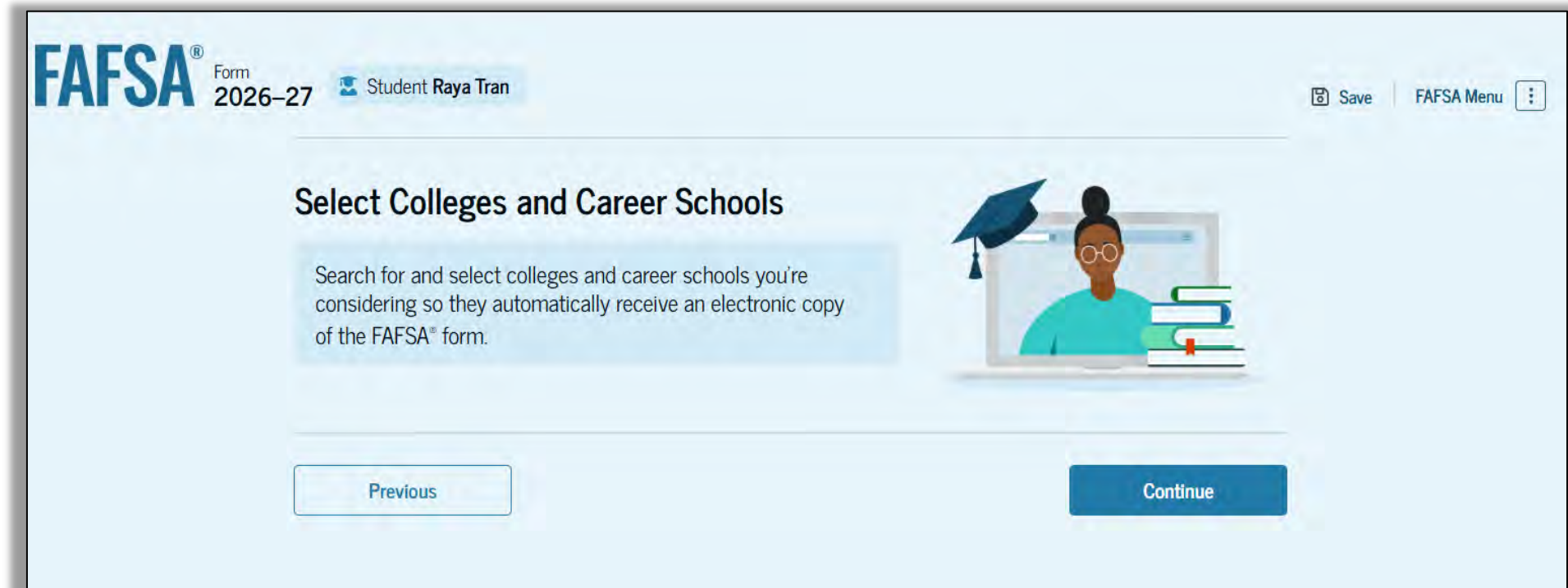
Current Net Worth of Businesses and Investment Farms

Current value of cash, savings & checking accounts

Current net worth of businesses and farms

Current net worth of investments, including real estate

Select Colleges and Career Schools



The screenshot shows the FAFSA 2026-27 interface. At the top left is the FAFSA logo and 'Form 2026-27'. To its right is the user's name 'Student Raya Tran'. At the top right are 'Save' and 'FAFSA Menu' buttons. The main heading is 'Select Colleges and Career Schools'. Below it is a text box explaining that users can search for and select colleges and career schools to receive an electronic copy of the FAFSA form. To the right of the text is an illustration of a student with a graduation cap and books. At the bottom are 'Previous' and 'Continue' buttons.

FAFSA[®] Form 2026-27 Student Raya Tran

Save FAFSA Menu

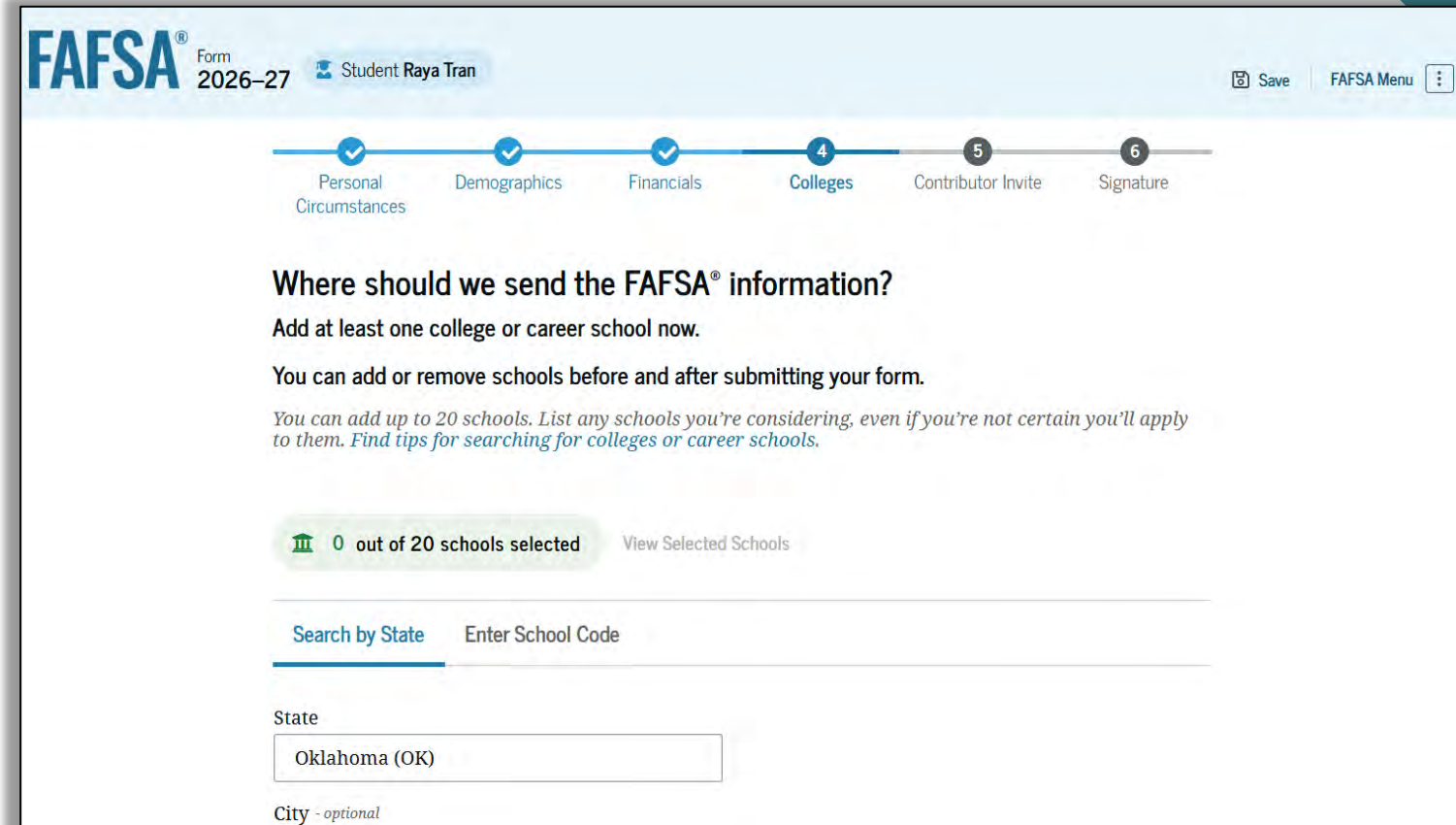
Select Colleges and Career Schools

Search for and select colleges and career schools you're considering so they automatically receive an electronic copy of the FAFSA[®] form.

Previous Continue

Where to Send FAFSA Information

Select up to 20 schools to receive your FAFSA information.



The screenshot shows the FAFSA 2026-27 form for Student Raya Tran. The progress bar indicates the following steps: Personal Circumstances (1), Demographics (2), Financials (3), Colleges (4), Contributor Invite (5), and Signature (6). The 'Colleges' step is currently active.

Where should we send the FAFSA® information?
Add at least one college or career school now.
You can add or remove schools before and after submitting your form.
You can add up to 20 schools. List any schools you're considering, even if you're not certain you'll apply to them. Find tips for searching for colleges or career schools.

0 out of 20 schools selected [View Selected Schools](#)

[Search by State](#)

State

City - optional

Review Selected Schools

Make sure all the schools you're interested in are listed.

More schools can be added later, if necessary.

Personal Circumstances Demographics Financials **Colleges** Contributor Invite Signature

Selected Colleges and Career Schools

These are the colleges and career schools that you've selected to receive the FAFSA® form.
Review this list of schools and confirm your selection(s).

School List Guidelines for New York (NY) Residents

To be eligible for state grant aid in New York (NY), you must list an eligible in-state college. The order of schools in your college list will not impact your eligibility for state aid programs.

2 out of 20 schools selected

Showing 1 to 2 of 2

Macalester College Northridge, CA	Federal School Code G12345	Remove	View Information
---	-------------------------------	--------	----------------------------------

Invite Parent as Contributor



The image shows a screenshot of the FAFSA Form 2026-27 interface. At the top left, it says 'FAFSA® Form 2026-27' and 'Student Raya Tran'. At the top right, there are 'Save' and 'FAFSA Menu' buttons. The main heading is 'Invite a Parent as a Contributor'. Below this, a text box explains: 'A contributor is anyone who's required to provide information on your FAFSA form. You must invite a legal parent—a biological or adoptive parent as determined by the state.' Another text box states: 'Stepparents and other types of guardians do not count unless they have legally adopted the student.' Below these, a question asks 'Who counts as a parent on the FAFSA form?'. At the bottom, there are 'Previous' and 'Continue' buttons. To the right of the text boxes is an illustration of a man and a woman sitting on a blue couch, with the man holding a laptop. The background of the interface is light blue.

FAFSA® Form 2026-27 Student Raya Tran

Save FAFSA Menu

Invite a Parent as a Contributor

A contributor is anyone who's required to provide information on your FAFSA form. You must invite a legal parent—a biological or adoptive parent as determined by the state.

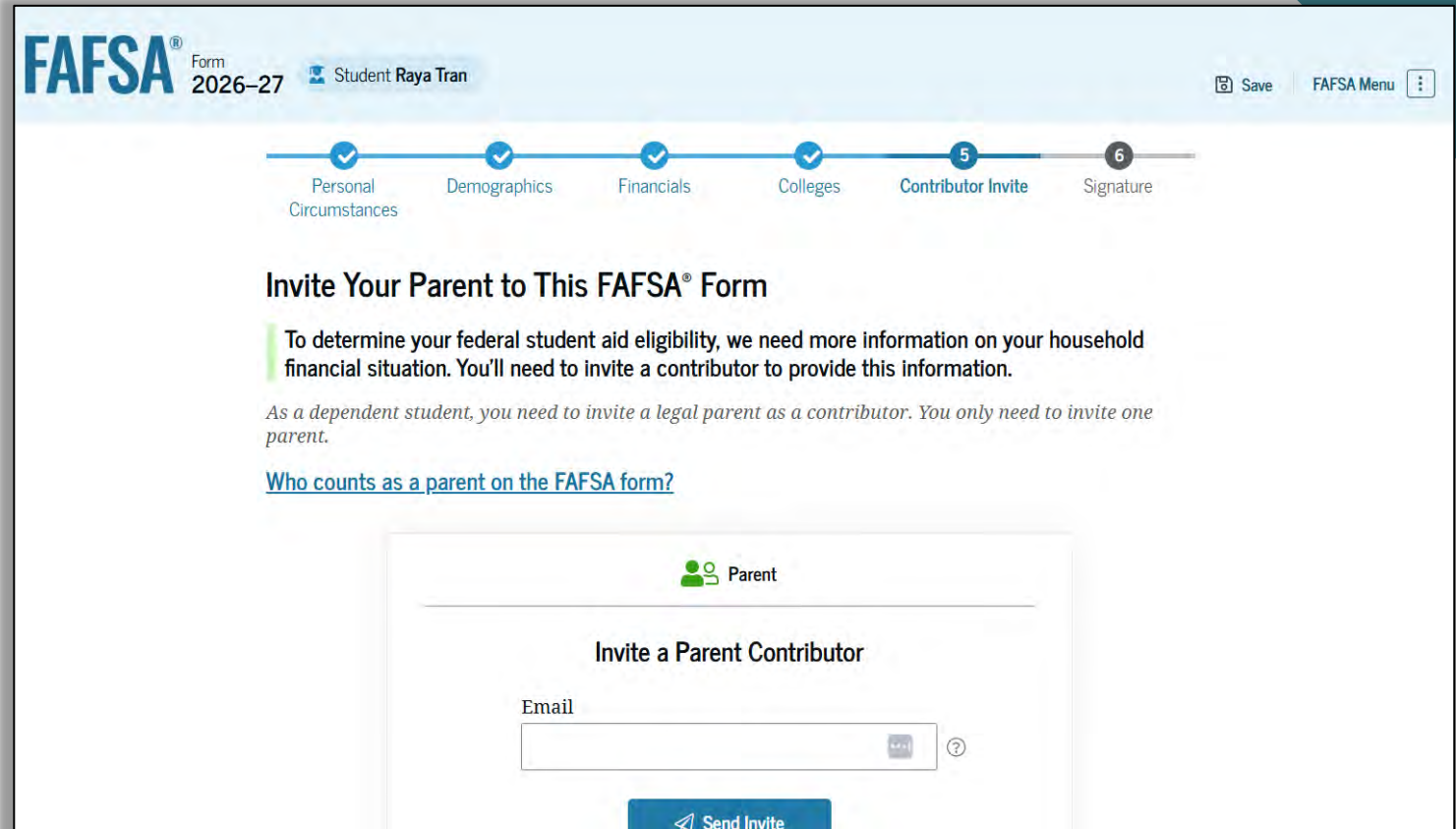
Stepparents and other types of guardians do not count unless they have legally adopted the student.

Who counts as a parent on the FAFSA form?

Previous Continue

Input Parent Information

You will need their
current email address.



The screenshot shows the FAFSA 2026-27 interface for Student Raya Tran. The progress bar at the top indicates the following steps: Personal Circumstances, Demographics, Financials, Colleges, Contributor Invite (current step, marked with a '5'), and Signature (marked with a '6').

Invite Your Parent to This FAFSA® Form

To determine your federal student aid eligibility, we need more information on your household financial situation. You'll need to invite a contributor to provide this information.

As a dependent student, you need to invite a legal parent as a contributor. You only need to invite one parent.

[Who counts as a parent on the FAFSA form?](#)

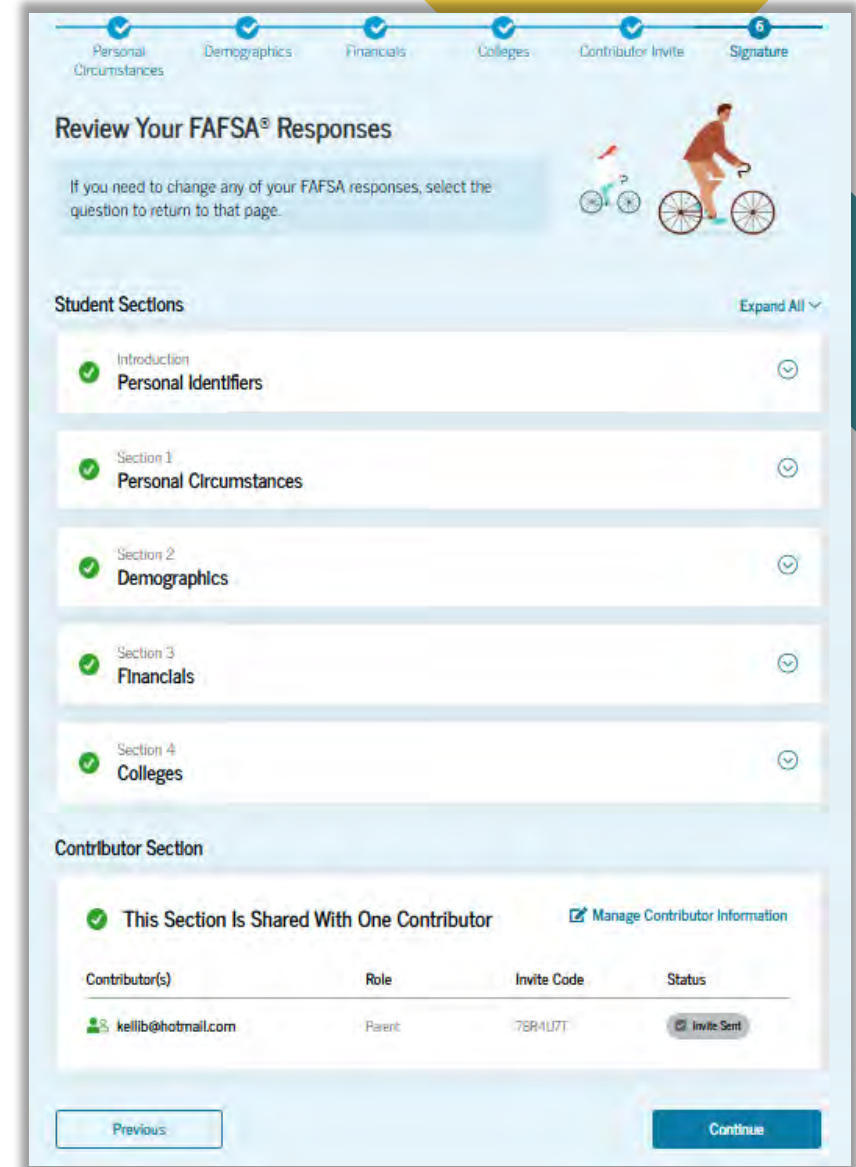
Below the text, there is a section titled "Parent" with a green icon of two people. Underneath, it says "Invite a Parent Contributor". There is an "Email" label followed by a text input field. To the right of the input field is a small blue icon with a question mark. At the bottom of this section is a blue button labeled "Send Invite".

Review Your Responses

To view all your responses, click 'Expand All' or view each section individually.

To edit a response, select the question's hyperlink and you'll be taken to the correct page.

You'll also be able to see the status of your parent(s)' invitation.



The screenshot shows the 'Review Your FAFSA® Responses' page. At the top, there is a progress bar with six steps: Personal Circumstances, Demographics, Financials, Colleges, Contributor Invite, and Signature. The 'Personal Circumstances' step is currently selected. Below the progress bar, the title 'Review Your FAFSA® Responses' is displayed, followed by a message: 'If you need to change any of your FAFSA responses, select the question to return to that page.' To the right of this message is an illustration of a person riding a bicycle. Below the message, there are two main sections: 'Student Sections' and 'Contributor Section'. The 'Student Sections' section has a dropdown menu labeled 'Expand All' and lists five sections: 'Introduction Personal Identifiers', 'Section 1 Personal Circumstances', 'Section 2 Demographics', 'Section 3 Financials', and 'Section 4 Colleges'. Each section has a green checkmark and a circular arrow icon. The 'Contributor Section' section has a green checkmark and a link labeled 'Manage Contributor Information'. Below this, there is a table with the following data:

Contributor(s)	Role	Invite Code	Status
kellib@hotmail.com	Parent	789A1U7T	Invite Sent

At the bottom of the page, there are two buttons: 'Previous' and 'Continue'.

Sign and Complete Your Section

Make sure to check the box and sign to complete your application!

the application, award, and administration of federal, state, or institutional financial aid programs and designated scholarship programs. Notwithstanding this authorization, the name of an institution that you select to authorize such disclosure shall not be shared with any other institution.

You must sign your FAFSA® form now and then your contributor can submit your form when complete.

☒ I, Raya Tran, agree to the terms outlined above.

Cancel

Sign Student Section

Your Part of the FAFSA is Complete

The screenshot shows the FAFSA 2026-27 interface for Student Raya Tran. A progress bar at the top indicates that the 'Student Section' is complete (marked with a checkmark) and the 'Parent Section' is the next step (marked with a '2'). The main heading is 'Pending Submission' with a sub-message 'Check with your contributor'. Below this, it identifies the 'Parent Contributor' and provides a box with requirements for dependent students. At the bottom, a table lists the contributor's details and status.

FAFSA® Form 2026-27 Student **Raya Tran** Save FAFSA Menu

Student Section 2 Parent Section

Pending Submission

Check with your contributor

Parent Contributor

Requirements for Dependent Students

Your FAFSA® form can't be submitted until your contributor(s) fill out their section of the form and sign it. The last contributor to sign will be able to submit the form for processing.

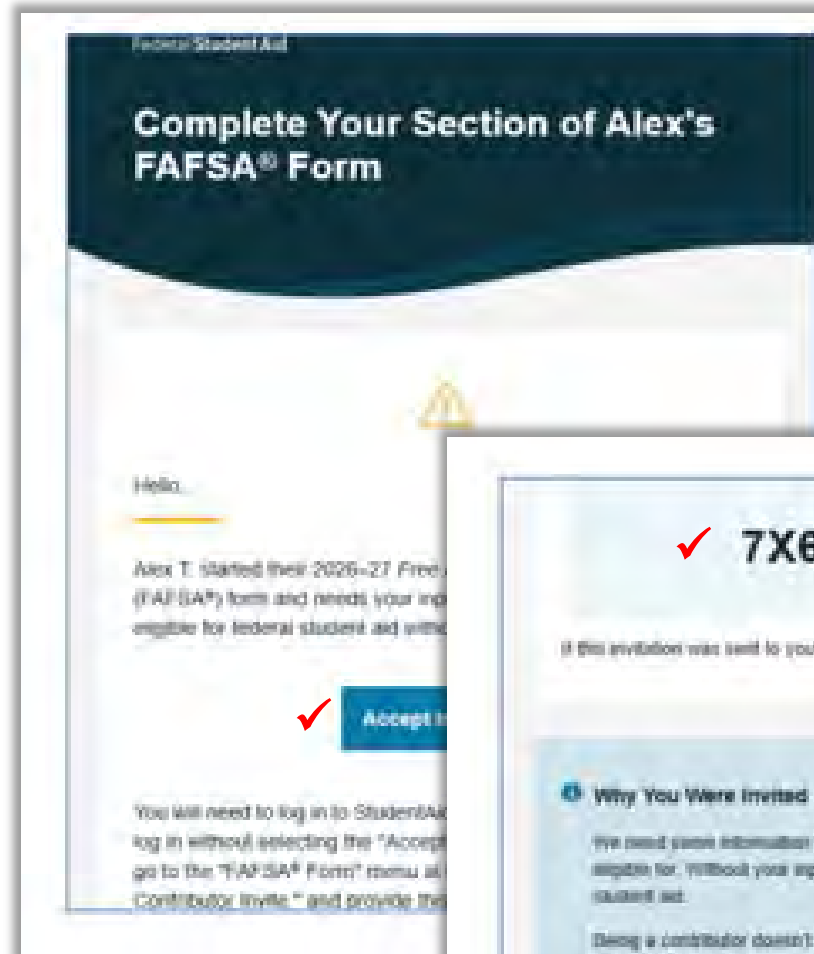
Contributor	Role	Invite Code	Status
email@email.com	Parent	7BR4U7T	<input checked="" type="checkbox"/> Invite Sent

[Manage Invitations](#)

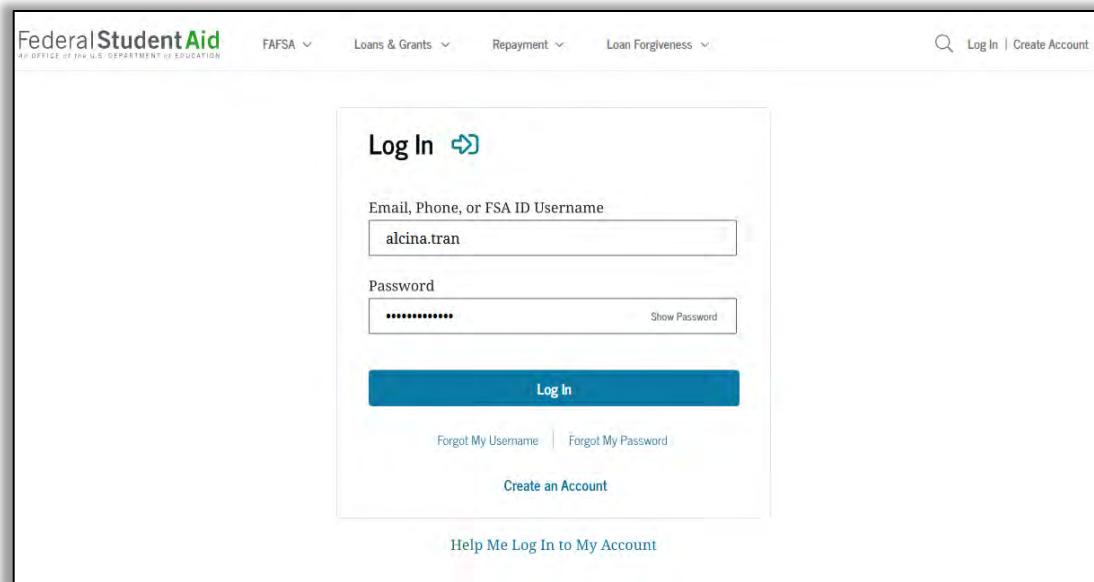
Parent Email

When you invite your parents to contribute their information to the FAFSA, they will receive an email from Federal Student Aid.

When they click 'Log In', they will be taken to StudentAid.gov, where they'll be able to enter their username and password and start their part of the application.



Parent Logs in to FAFSA.gov




The screenshot shows the login interface of the Federal Student Aid website. At the top, there is a navigation bar with the 'Federal Student Aid' logo and links for 'FAFSA', 'Loans & Grants', 'Repayment', and 'Loan Forgiveness'. A search icon and links for 'Log In' and 'Create Account' are also present. The main content area features a 'Log In' section with a blue icon. Below this, there are two input fields: 'Email, Phone, or FSA ID Username' containing the text 'alcina.tran' and 'Password' with masked characters. A 'Show Password' link is next to the password field. A blue 'Log In' button is positioned below the fields. At the bottom of the login section, there are links for 'Forgot My Username', 'Forgot My Password', and 'Create an Account'. A link 'Help Me Log In to My Account' is located at the very bottom of the page.

Federal Student Aid
AN OFFICE OF THE U.S. DEPARTMENT OF EDUCATION

FAFSA ▾ Loans & Grants ▾ Repayment ▾ Loan Forgiveness ▾

Log In | Create Account

Log In 

Email, Phone, or FSA ID Username
alcina.tran

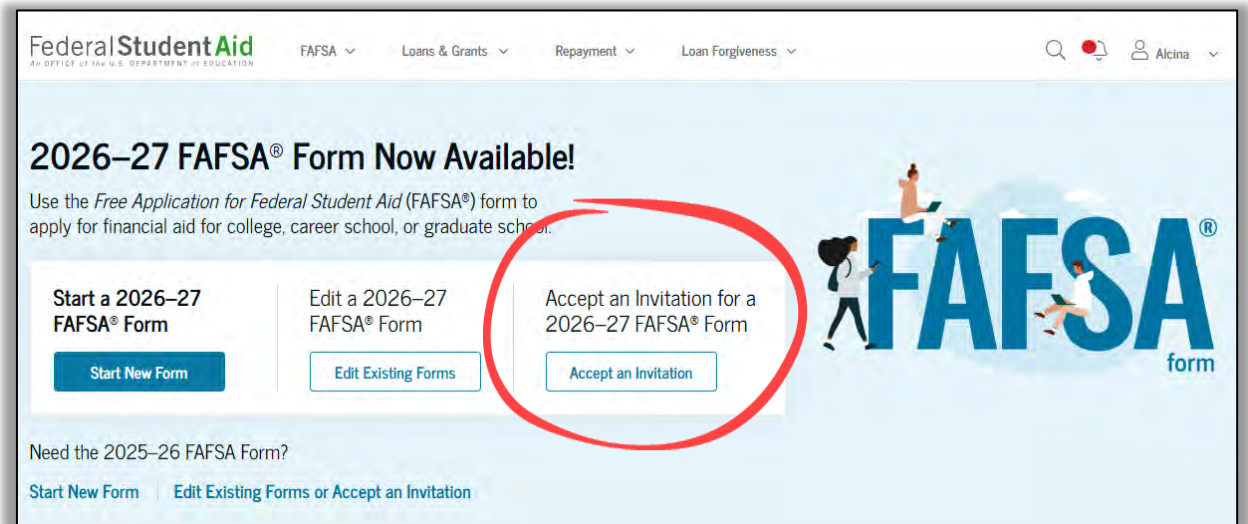
Password
..... Show Password

Log In

[Forgot My Username](#) | [Forgot My Password](#)

[Create an Account](#)

[Help Me Log In to My Account](#)



The screenshot shows the home page of the Federal Student Aid website. The top navigation bar is identical to the login page. The main heading is '2026-27 FAFSA® Form Now Available!'. Below this, a subheading reads: 'Use the Free Application for Federal Student Aid (FAFSA®) form to apply for financial aid for college, career school, or graduate school.' There are three main action buttons: 'Start a 2026-27 FAFSA® Form' (with a 'Start New Form' sub-button), 'Edit a 2026-27 FAFSA® Form' (with an 'Edit Existing Forms' sub-button), and 'Accept an Invitation for a 2026-27 FAFSA® Form' (with an 'Accept an Invitation' sub-button). The third button and its sub-button are circled in red. To the right of these buttons is a large graphic with the text 'FAFSA® form' and illustrations of students. At the bottom, there is a section titled 'Need the 2025-26 FAFSA Form?' with links for 'Start New Form' and 'Edit Existing Forms or Accept an Invitation'.

Federal Student Aid
AN OFFICE OF THE U.S. DEPARTMENT OF EDUCATION

FAFSA ▾ Loans & Grants ▾ Repayment ▾ Loan Forgiveness ▾

2026-27 FAFSA® Form Now Available!

Use the Free Application for Federal Student Aid (FAFSA®) form to apply for financial aid for college, career school, or graduate school.

Start a 2026-27 FAFSA® Form
Start New Form

Edit a 2026-27 FAFSA® Form
Edit Existing Forms

Accept an Invitation for a 2026-27 FAFSA® Form
Accept an Invitation

Need the 2025-26 FAFSA Form?
[Start New Form](#) | [Edit Existing Forms or Accept an Invitation](#)

Parent Role and Confirmation

FAFSA® Form 2026-27 Parent of r t

C→ Exit FAFSA Menu

Welcome, Alcina, to the FAFSA® Form

I am starting the FAFSA form as a

☐ Student  ☒ Parent 

Did you receive an invitation code?
[Enter Code](#)

[Previous](#) [Continue](#)

Congratulations, the FAFSA® Form Is Complete!

 r t

Completion Date	Data Release Number	Estimated Student Aid Index (SAI)
9/11/2025	2572	5000

*The estimated SAI is **subject to change** based on final processing of your FAFSA form. The SAI is **not** a measure of how much student aid you'll receive or how much you'll pay for college or career school. Schools use your SAI to determine your federal student aid eligibility.*

Based on the [eligibility criteria](#), you may be eligible for a **Federal Pell Grant** of up to \$6,000.00. You may also be eligible for other federal, state, or institutional grants; scholarships; and/or work-study programs.

What's Next?



FAFSA Submission Summary

< Back [Print This Page](#)

FAFSA® FORM 2026-27 **FAFSA Submission Summary**

Student **Raya Tran** Application Received Sept. 11, 2025 Application Processed Nov. 15th, 2025 **Data Release Number 1234** Viewing: Submission 1

[Eligibility Overview](#) [FAFSA Form Answers](#) [School Information](#) [Next Steps](#)

Your Estimated Federal Student Aid

Federal Pell Grant

A [Federal Pell Grant](#) is awarded to undergraduate students who have financial need and who have not earned a degree or are in a teacher certification program. Federal Pell Grants don't need to be repaid.

Up to **\$4,556**

View All of Your Federal Student Aid in One Place

View detailed information about your federal student loan and grant aid, including your enrollment history, payment history, and subsidized usage.

Read all sections and make any corrections necessary.

Print a copy and keep it in a safe place.

The Data Release Number (DRN) can be very important.

After the FAFSA, What's Next?

Your Student Aid Index (SAI)

Your SAI is an index number calculated using information provided on your FAFSA form. Your school uses your SAI to determine your federal student aid eligibility and to build your financial aid offer. Your SAI may change if you update or correct your FAFSA information or after verification (if your FAFSA form was selected for review). Once your updated FAFSA form is complete and fully processed, you'll receive a new FAFSA Submission Summary, which may include changes to your SAI and estimated federal student aid.

[What does this mean?](#)

-355

Financial aid offices at the schools listed will receive your FAFSA data.

They'll use the Student Aid Index (SAI) to determine your 'Financial Need'.

They'll prepare a Financial Aid Offer that will list the types and amounts of aid you will qualify for at their school.

Special Circumstances

If your family has experienced a loss of income since 2024, such as:

- Loss of job or reduction of hours
- Loss of income due to divorce, separation or death of parent
- Unusual medical expenses
- Larger income in 2024 that is not expected again

Discuss this with your financial aid office; it's possible they can adjust your income level to represent your current circumstances.


This is called a 'Professional Judgment'.

Financial Aid Offer

Shows the total Cost of Attendance for one year at the institution.

Shows the types and amount of aid the student is eligible to receive.

You're not required to accept all the aid that's offered, and be sure you know the deadline to accept/decline any aid.

**2026-2027 Financial Aid Offer**
OCAP University

Student Name: Jennifer Smith
Student ID: 1234567

Next Steps

- Accept or Decline aid offered before the deadline listed in the Financial Aid section of your student portal.
- Provide required documents for verification, if applicable.

Estimated Annual Cost of Attendance (COA)

	Direct Costs		Indirect Costs
Tuition	\$5,305	Books & Supplies	\$1,203
Fees	\$2,658	Transportation	\$900
Food & Housing	\$8,081	Miscellaneous	\$2,000
Total Direct Costs	\$10,844	Total Indirect Costs	\$3,403
Total Estimated Cost of Attendance	\$20,147		

Grants, Scholarships & Work-Study

Aid Type	Fall 2026	Spring 2027	Annual
Federal Pell Grant	\$3,448	\$3,447	\$6,895
Federal Supplemental Educational Opportunity Grant (FSEOG)	\$500	\$500	\$1,000
Oklahoma Tuition Aid Grant (OTAG)	\$500	\$500	\$1,000
Incoming Freshman Scholarship	\$750	\$750	\$1,500
Federal Work-Study*	\$1,200	\$1,200	\$2,400
Total Scholarships & Grants	\$6,398	\$6,397	\$12,795

*Federal work-study funds are contingent upon finding employment. Earnings are paid out bi-weekly.

Student Loans

Aid Type	Fall 2026	Spring 2027	Annual
Federal Direct Subsidized Loan**	\$1,750	\$1,750	\$3,500
Federal Direct Unsubsidized Loan**	\$1,000	\$1,000	\$2,000
Total Aid Offered	\$2,750	\$2,750	\$5,500

**Federal loans are funds that can be applied toward your cost of attendance and must be repaid. You must accept or decline your loan eligibility by logging into your student portal.

Estimated outstanding costs not covered by grants, scholarships, work-study and loans: **\$1,852**

Other Financing Options

Federal Parent PLUS Loan
A loan available to parents with a good credit history. Parent repays the loan.

Private Student Loan
Loans from banks or other lending institutions that are not federally supported. Students must apply for these loans separately.

Payment Plan
OCAP University offers students a payment plan to spread the cost over the semester. Log into your student portal to enroll in a payment plan.


Outside Scholarships
Scholarships are available from various businesses, organizations, and employers. Receiving outside scholarships may affect your eligibility for other types of aid.

For more information on these additional funding options please visit OKcollegestart.org or UCanGo2.org.

Please contact OCAP University's Financial Aid Office for assistance navigating the financial aid process.

Disclaimer: This financial aid offer is a sample, using fictional information. Each institution's financial aid offer will vary.

The Oklahoma State Regents for Higher Education, in compliance with Title IX and the Civil Rights Act of 1964, Section 504 and the Americans with Disabilities Act of 1990 and other federal laws and regulations, do not discriminate on the basis of race, color, national origin, sex, age, religion, marital status or ancestry. This includes, but is not limited to, admissions, employment, financial aid and educational services. This publication is issued by the Oklahoma State Regents for Higher Education, as authorized by OSRHS, Section 1220. Copies have been printed but are available through the agency website at www.osr.edu. Two printed copies have been deposited with the Publications Clearinghouse of the Oklahoma Department of Archives, July 2024.

**UCanGo2**
WITHIN REACH ... WITHIN YOU

Scholarships



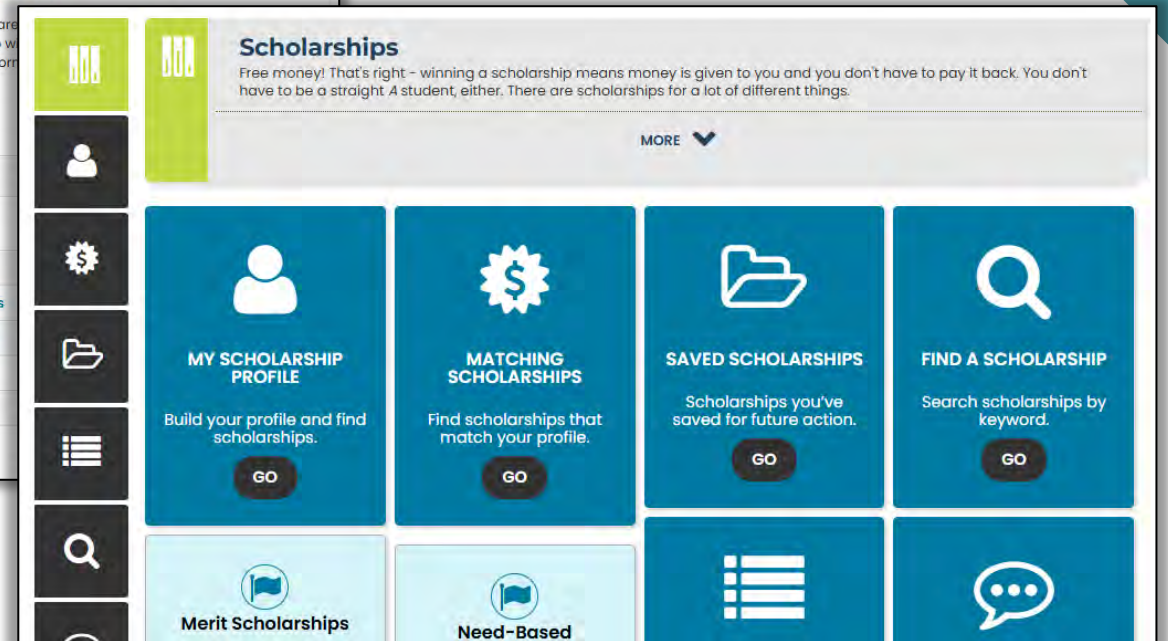

Scholarships Online

Websites:

- UCanGo2.org
- OKcollegestart.org
- OCCF.org
- TulsaCF.org

Search online for:

- Brand Names
- Restaurants
- Local companies
- Google






PATH TO SCHOLARSHIP SUCCESS

Starting the scholarship application process with a successful strategy in place is key. Knowing how to plan, research, apply and track applications will increase your chances of earning valuable awards. [UCanGo2.org](#) offers resources and publications to help as you plan, prepare and pay for your education after high school.

PLAN

- Complete the Free Application for Federal Student Aid, or FAFSA, in your senior year of high school and each year you need financial aid for education expenses. Learn more at [FAFSA.gov](#).
- Investigate the cost of attendance at the school you plan to attend, and determine how much you'll need to cover your expenses. [OKcollegestart.org](#) can help you find the cost of higher education institutions nationwide.
- Evaluate your resources to determine how you'll pay for college. Consider savings, your current earnings, financial aid and any scholarships you may have already won.
- Create a resume that lists your talents, accomplishments and awards and provide it to those you ask to write letters of recommendation.

RESEARCH


- Scholarships are awarded based on a number of factors, including family ethnicity, sports, community service, grades, hobbies, test scores, residency, financial need, skills, leadership, essays, college majors and more.
- Search for scholarships from your prospective colleges, tribal entities, employers, local organizations, Google, books and more.
- Ask your school counselor for scholarship resources.
- Use legitimate scholarship search sites like those found on the next page and at [UCanGo2.org](#) and [OKcollegestart.org](#).
- Align your search to your characteristics and your college and career goals.

APPLY

- Read through the application and any requirements for transcripts, essays, and letters of recommendation. Be sure to request/complete these items early.
- Follow instructions, review and proof your application so you're sure there are no mistakes. Ask someone else to proof it, too.
- Write an essay that's captivating, sets you apart, and is original. Take time to proofread and ask a teacher or counselor to proofread it, as well. Consider the guidance available in our [Scholarship Essay Tips](#) publication.
- Keep copies of your applications, essays, and letters of recommendation. You'll use the same general information on most applications, so copies will come in handy. Revising an essay you've already used is a good way to save time and improve upon what you've already created.
- Watch out for scholarship scams! Read the fine print, beware of guarantees, never pay to submit an application and protect your personal information. Learn more about scams at [fjc.gov/scholarshipscams](#).

TRACK

- Make note of all requirements to ensure you're applying for scholarships for which you're eligible.
- Send thank you notes to those who participated in your application process and to the scholarship providers if you win the award.
- Use a [Scholarship Tracker](#) to organize and keep track of completed applications and upcoming deadlines.
- Understand how a scholarship may impact other financial aid you've been awarded. Check with the college financial aid office if you have questions.



SCHOLARSHIP ESSAY TIPS

The scholarship essay is a chance for you to shine and to set yourself apart from other scholarship applicants. Writing a good essay is key to winning a scholarship so use these tips to help you move to the top of the list.

Scholarship essays are used by providers to:

- Find students who meet certain criteria.
- Get to know you as a student and person.
- Make sure your experience and interests coincide with the organization's mission.

Keep these tips in mind when writing your scholarship essay:

- Take writing your essay seriously; remember it's key to earning the scholarship.
- Make sure your essay is honest, original, conveys your personality and captivates the reader.
- Be organized, meet all requirements, and don't rush through your essay.
- Be prepared to answer the scholarship question (sometimes called a prompt) on a variety of topics, which might include:
 - Future academic or life plans
 - Personal history or achievements
 - Current events or social issues

Writing Tips:

- Read the directions carefully before you start.
- Be aware of deadlines.
- Brainstorm ideas and create an outline.
- Write a rough draft, a second draft and then a final copy.
- Start over if you finish and your work doesn't seem to fit the scholarship prompt.
- If needed, ask for help from your counselor, a teacher, or someone you know who has received a scholarship that required an essay.
- Use personal and real stories. The scholarship provider wants to know you and what makes you unique.
- The majority of scholarship providers discourage the use of artificial intelligence for composing an essay. Consider AI as a tool to assist in refining your ideas, verifying grammar or enhancing the overall document.
- Use spell check, proofread and be mindful of vocabulary and grammar. Mistakes can be costly. Make use of online grammar and writing tools.

Sample Essay Questions or Prompts:

- Describe an experience that changed your life. What did you learn? How will this experience influence you moving forward?
- Advice is sometimes easier to give than to follow. Share a piece of advice you ignored and why you should have followed it.
- Describe an innovative project you designed, the goal of your project, and the outcomes. Be prepared to provide supporting documentation.
- Write a letter explaining your need for this scholarship, your plans for higher education, and your future career goals.
- Climate change is impacting the world in dramatic ways. If you were the person tasked to find a solution to present to both the public and private sectors, where would you start and what would you recommend?
- Describe a moment that illustrates your shift from child to adult within your community or family.

The Oklahoma State Regents for Higher Education, in compliance with Title IV and V of the Civil Rights Act of 1964, Executive Order 12868 as amended, Title VI of the Education Amendments of 1972, Americans with Disabilities Act of 1990 and other federal laws and regulations, do not discriminate on the basis of race, color, national origin, sex, age, religion, handicap or status as a veteran for any of its policies, practices or procedures. This includes, but is not limited to, admissions, employment, financial aid and educational services. This publication is issued by the Oklahoma State Regents for Higher Education, as authorized by P.S. 201-2-101, Session 2006. Copies are available through the agency website at www.okcollegiate.org. This publication has been submitted in compliance with Section 5 of Title 66 of the Oklahoma Statutes. Produced in August 2025.

[illegible]

Oklahoma's Promise

Must apply in 8th, 9th, 10th, 11th, or before Dec. 31 of 12th grade.

Oklahoma's Promise pays full undergraduate tuition at Oklahoma public colleges and universities for eligible students. It may also cover part of the tuition at accredited private colleges and certain career technology centers in Oklahoma. The scholarship does **not** cover fees, books, supplies, or room and board.

Visit OKPromise.org for more information!



Questions?

UCanGo2.org

StartWithFAFSA.org

866.443.7420

405.234.4239

UCanGo2@ocap.org



This presentation is for educational purposes only and is not intended to be construed as financial, investment, legal and/or tax advice.