

Key Enhancements

April 9, 2026 Release

1. New Student Logins Report

We've introduced a new Student Logins Report in the Professional Center to give educators a clearer, more actionable view of student engagement in OKcollegestart. This report replaces the previous Accounts Created and Active Accounts reports with a more meaningful way to understand how students are using the platform.

What This Means for Educators

Educators can now:

- **Understand student engagement more clearly**
View how often students are logging in across the school year with monthly and daily trends.
- **Focus on the students who need attention**
Filter by grade or student name range to quickly identify patterns and gaps in engagement.
- **Track meaningful usage metrics**
See total student accounts alongside average yearly logins per account for a more accurate picture of activity.
- **Measure engagement over time**
Compare login activity across the past 3 or 5 years to evaluate trends and progress.
- **Access detailed, student-level data**
Export login data with optional fields for deeper analysis, reporting, or sharing with stakeholders.

How It Works (At a Glance)

1. Navigate to **Reports** → **Logins** in the Professional Center.
2. View a **school-year summary** of login activity, including total accounts and average logins.
3. Use filters to refine results by grade or student segments.
4. Drill down into monthly and daily views to identify engagement patterns.
5. Export data for sharing or further analysis.



Login Report



Total Accounts [?](#)

27



Average Yearly Logins Per Account [?](#)

3.81

Student Logins

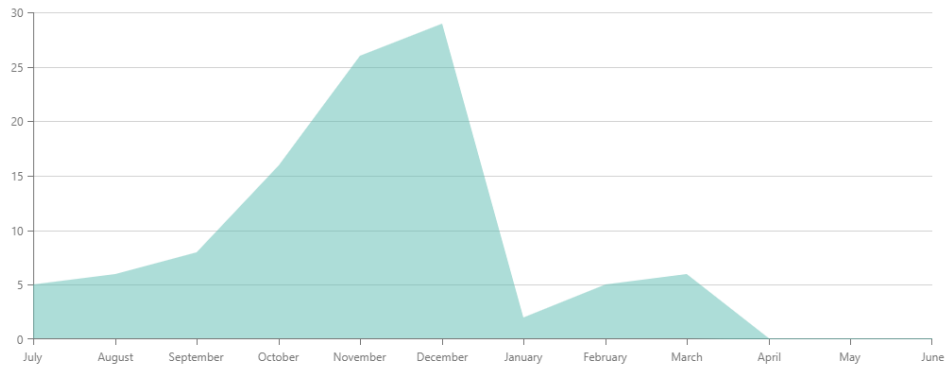
This Year Past 3 Years Past 5 Years

Export

Grades

Last name

Reset



Monthly Logins

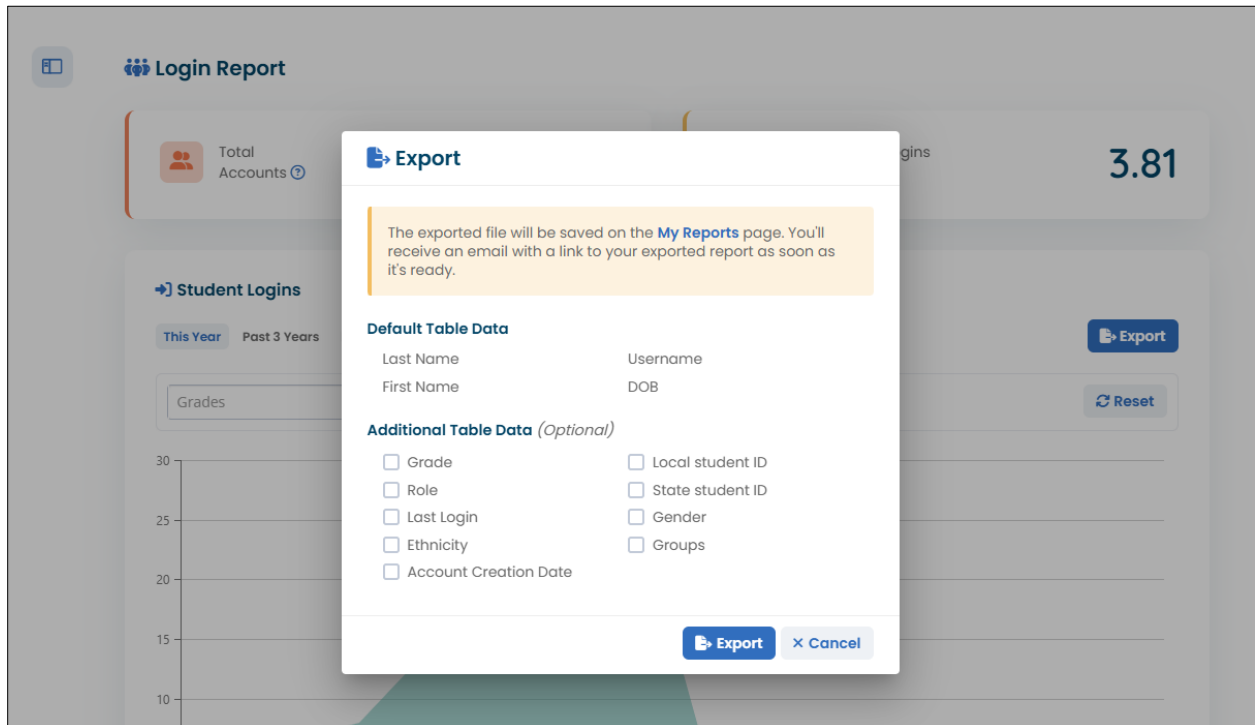
Active accounts only

Month	Total Logins	Student Accounts	Average Logins Per Account	Actions
July	5	15	0.333	Details
August	6	16	0.375	Details
September	8	17	0.471	Details
October	16	18	0.889	Details
November	26	18	1.444	Details
December	29	19	1.526	Details
January	2	36	0.056	Details
February	5	22	0.227	Details
March	6	27	0.222	Details
April	0	0	0	Details
May	0	0	0	Details
June	0	0	0	Details

New Login Report in the Professional Center

Key Features

- **Streamlined Reporting Experience**
Replaces multiple legacy reports with a single, more intuitive view of student engagement.
- **Annual, Monthly, and Daily Views**
Start with a school-year overview, then drill down to monthly and daily activity.
- **Flexible Filtering**
Focus on specific student populations using grade, group, or alphabetical filters.
- **Year-Over-Year Comparisons**
Compare current activity to the past 3 or 5 academic years to identify trends.
- **Consistent Metrics at a Glance**
Summary tiles display total student accounts and average yearly logins per account for quick reference.
- **Exportable Data**
Download detailed student-level login data (XLSX) with customizable fields for deeper analysis.



Login Report Export Options

Why This Matters

Understanding how students engage with OKcollegestart is key to driving meaningful outcomes. This update provides educators with clearer insights into usage patterns, helping them:

- Identify when engagement is low and take action

- Support targeted advising and interventions
- Demonstrate program impact to administrators and stakeholders
- Make more informed decisions about how and when students use the platform

What's Changing

As part of this update, the following reports have been retired:

- Accounts Created
- Active Accounts


The new Student Logins Report consolidates and enhances this functionality, providing a more complete and actionable view of student engagement.

2. Expanded Activity Tracking for Grades 3 to 5

We're excited to announce that tracking options have expanded to grades 3 to 5 for seven activities. The activities are:


- Interest Profiler
- Career Key
- Work Values Sorter
- Basic Skill Survey
- Work-based Learning Experiences
- My Goals and Action Plans
- Saved Career Cluster


The tracking functionality mirrors the experience currently available for students in middle and high school.

 **Activity:** Career Clusters Map


Instructions: Enter optional guidance text.

Trackable: Not Tracked
 Tracked (completed anytime)
 Tracked (completed during specific grade)



Select Grade 

- Select Grade
- 3rd Grade
- 4th Grade
- 5th Grade
- 6th Grade
- 7th Grade
- 8th Grade
- 9th Grade
- 10th Grade
- 11th Grade
- 12th Grade

 **Activity:** Saved Careers

Instructions: Ente

Trackable: