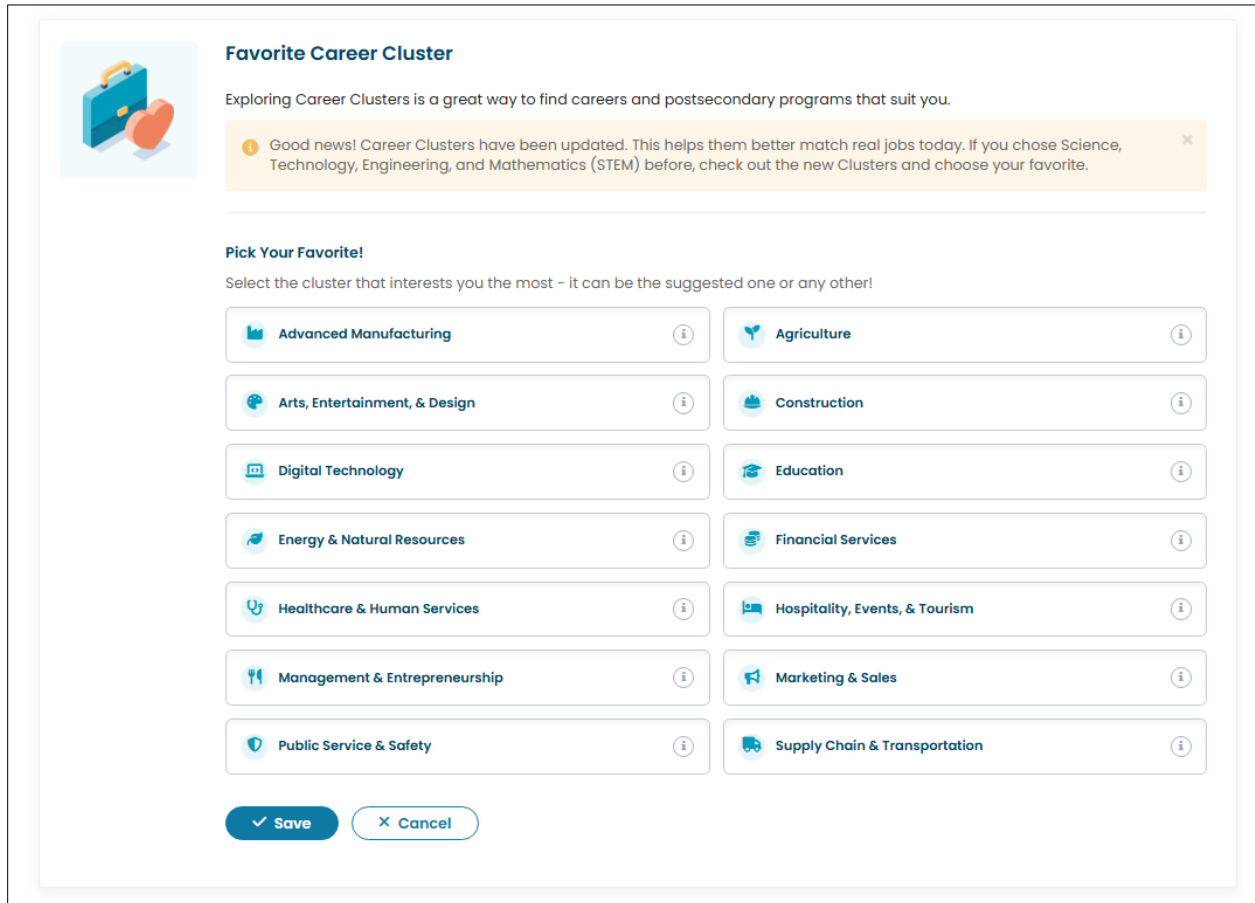


Key Enhancements

June 25, 2026, Release

1. Favorite Career Cluster (formerly Focus Career Cluster)


The Focus Career Cluster activity has been renamed and completely redesigned. It is now called Favorite Career Cluster everywhere students, parents, and educators see it.





New Career Cluster cards with Cluster descriptions


Once a student selects a favorite, optional follow-up questions appear for the student to reflect upon their choice.

Why did you pick Digital Technology? (Optional)

 It matches my career goals

 It's a good match for my school plans

 It matches my interests

 Other reason...

How committed do you feel? (Optional)

Select an option

Other thoughts about your favorite Career Cluster? (Optional)

What did you learn about the cluster you chose? How do your short-term or long-term goals fit?

Optional reflection questions for the student's favorite cluster

2. Updated National Career Clusters

Oklahoma has adopted the updated National Career Clusters® Framework, which streamlines the model from 17 Oklahoma Career Clusters to 14. The revised framework includes renamed clusters, the consolidation of several existing clusters, and the retirement of the STEM (Science, Technology, Engineering & Mathematics) cluster. In addition, the categories previously known as “Pathways” are now referred to as “Sub-Clusters.” For more information on the National Career Cluster Framework, please see: <https://careertech.org/career-clusters/>

OKcollegestart has been updated to reflect these changes ensuring the career exploration tools your students use reflect the real world of work more accurately.

The New Career Clusters at a Glance

The 17 Oklahoma Clusters have been reorganized into 14 and all have been renamed:

Original Cluster	New Cluster
Agriculture, Food, & Natural Resources	Agriculture
Architecture & Construction	Construction
Arts, A/V Technology & Communications	Arts, Entertainment, & Design
Business Management & Administration	Management & Entrepreneurship
Education & Training	Education
Energy	Energy & Natural Resources
Finance	Financial Services

Original Cluster	New Cluster
Government & Public Administration	COMBINED into Public Service & Safety
Health Science	COMBINED into Healthcare & Human Services
Hospitality & Tourism	Hospitality, Events & Tourism
Human Services	COMBINED into Healthcare & Human Services
Information Technology	Digital Technology
Law, Public Safety, Corrections & Security	COMBINED into Public Service & Safety
Manufacturing	Advanced Manufacturing
Marketing	Marketing & Sales
STEM	REMOVED
Transportation, Distribution & Logistics	Supply Chain & Transportation

What’s New: Feature by Feature

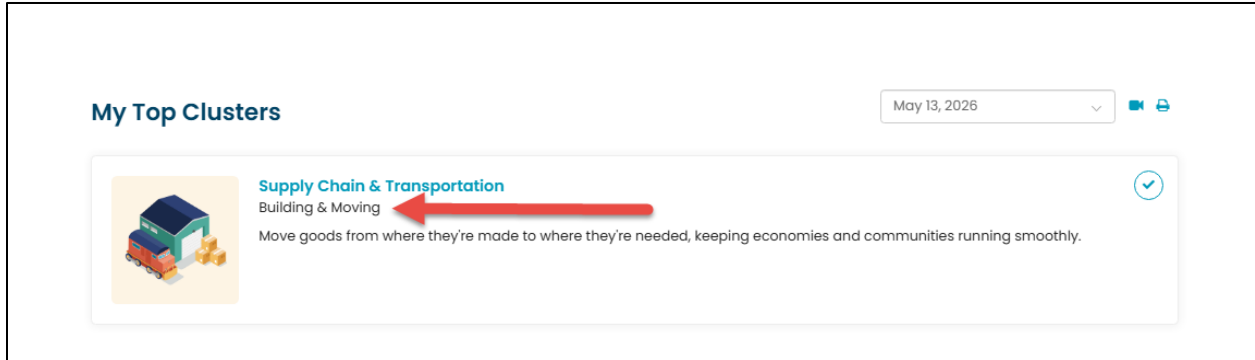
1. Career Cluster Survey

The Career Cluster Survey is now based upon Advance CTE’s Career Interest Survey for the new Career Clusters. Learn more about the survey here: <https://careertech.org/resource-center/series/career-interest-surveys/>

For students who previously completed the survey:

- Students whose previous top cluster(s) **can be mapped to a new Cluster** (e.g., Health Science → Healthcare & Human Services) will see the **updated Cluster name** in their results.
- Students whose previous top result was **STEM** will not have a mapped result, since STEM has been retired with no single equivalent. They will see a specific message explaining this and directing them to retake the survey to find their new best-fit Cluster.
- All students who had previously completed the survey will see a banner on their results page noting that Career Clusters have been updated, with a prompt to review their results and if needed, take the survey again.

When survey results are displayed, each top Cluster now shows both the **Cluster Grouping** (the broader category the Cluster belongs to) and the **Cluster Name** — for example, *Cultivating Resources / Agriculture* or *Building & Moving / Construction* — giving students additional context for understanding where their interests fit within the larger Career Cluster framework.



Career Cluster Survey results with new Cluster grouping shown

Educators -- No action required. You may want to let students know their Career Cluster Survey ratings may look different and encourage them to review them.

2. Plan of Study

As part of the Career Cluster Framework update, Cluster-based and Pathway-based course plans are being retired. Going forward, course planning will be built around local programs of study created or edited then enabled by your school — giving you more direct control over what students see and ensuring course plans reflect what's actually available at your school.

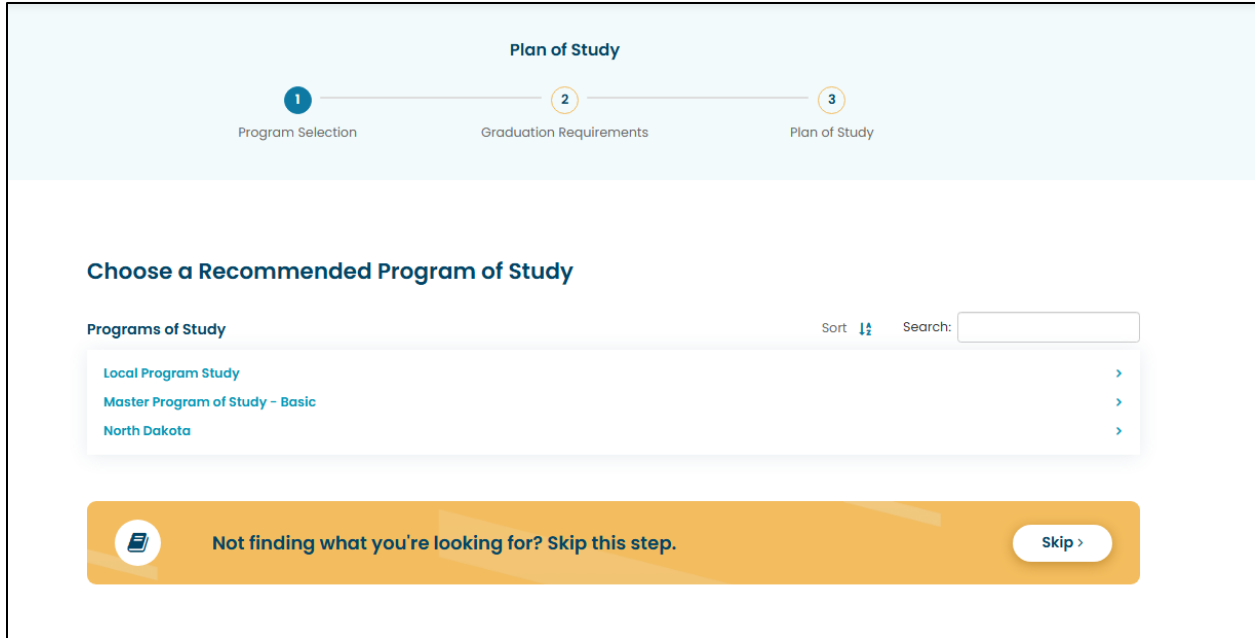
Student View

When a student creates or edits a course plan, they will only see programs of study created or edited and enabled by your school. The Career Cluster and Career Pathway options that previously appeared in the plan selector are no longer available.

Students who already have a course plan based on a Career Cluster or Pathway will notice:

- The Cluster association on their plan will no longer appear.
- Any recommended courses that came from the Cluster-based plan will no longer be shown.

No course data is lost. Every course a student has enrolled in, planned, or marked as completed is fully preserved. Students can continue working on their existing plan and can create a new plan based on available local programs of study at any time.



Only local programs of study are available for students to select

Professional Center View

The tools to create, edit, enable, disable, or delete Career Cluster and Career Pathway course plans have been removed from the Professional Center. As an administrator, when you navigate to Administration → Course Planning → Programs of Study, you will only see local programs of study and the tools to manage them.

The plan picker that students see is now limited to programs of study you have created and enabled at the district or school level. This means **what you set up is what students see** — there are no longer background Cluster-based options appearing to students that you haven't explicitly configured.

3. Career Plan Builder & Career Profiles


The course recommendations that appeared when a student explored a specific career have also changed. Previously these recommendations came from a Career Cluster course plan. That experience has been replaced with AI-generated, expert-reviewed guidance tailored to each individual career and covering grades 6–12. Students will now consistently see meaningful suggestions for helpful classes, activities, and skills organized by grade level.


What To Learn


High School

Suggested Steps to Prepare for a Accountant Career (Grades 6-12)





Check out the recommended classes, activities and skills below for each grade level. These recommendations are very general -- discuss your specific course plan with your school counselors and teachers.


 Grades 6-8 ▼

 Grade 9 ▼





 Grade 10 ▲


Helpful Classes

 Geometry
 Accounting
 Economics
 Business Communication

 Spreadsheet Applications

Recommended Learning Areas





 accounting basics
 budgeting
 financial records
 data tables


 business communication


Things to Try

Use spreadsheets to compare spending patterns, balances, or profit and loss examples, Create a mock payroll, billing, or bookkeeping worksheet and check for errors, Analyze a company or nonprofit budget summary and explain what the numbers suggest, Practice writing short notes that explain financial results in plain language

Focus Skills

 Numerical reasoning
 Accuracy
 Recordkeeping
 Data analysis

 Communication
 Grade 11 ▼
 Grade 12 ▼

 Course names and availability are different at every school. Some of these classes may not be offered where you are. Talk to your school counselor or teacher to find the best options for you.

Suggested Steps for the Accountant Career Profile

4. Career Cluster Map

The Career Cluster Map activity has been fully updated to reflect the new framework.

For students who previously completed the Career Cluster Map:

- Star ratings are automatically carried forward and students who had STEM as their "Most Interested In" selection will see "Not Sure" after migration and are encouraged to review the new Clusters and choose a new favorite.
- All students who had previously completed the activity will see a banner on their results page noting that Career Clusters have been updated, with a prompt to review their results and re-select a favorite if needed. This banner is active through the 2026–27 school year.

Educators -- No action required. You may want to let students know their Career Cluster Map ratings may look different and encourage them to review them.

5. Saved Career Clusters

The activity has been **renamed** from "Saved Career Clusters and Career Pathways" to "**Saved Career Clusters.**"

For students who previously saved Career Clusters:

- Previously saved Clusters have been updated to their new names using the official crosswalk.
- **Saved Pathways have been deleted** — Pathways no longer exist in the new framework. Students will not see their previously saved Pathways.
- The **STEM cluster** has been replaced in each student's saved list with the four Clusters that now cover those careers: Advanced Manufacturing, Energy & Natural Resources, Public Service & Safety, and Healthcare & Human Services.
- All students who had saved Clusters prior to the update will see a **banner** explaining the changes and inviting them to review their updated list.

Educators -- No action required. You may want to let students know their saved list may look different especially for students who had saved the STEM cluster.

6. Favorite Career Cluster (formerly Focus Career Cluster)

As noted earlier in these release notes, the Focus Career Cluster activity has been renamed and has a fresh new design.

For students who previously selected a Favorite Career Cluster:

- Previously saved Focus Career Cluster selections were automatically carried forward to the new Cluster names.
- Students who had **STEM** as their Favorite Career Cluster will have that selection cleared. They will need to choose a new Favorite from the updated cluster list.

Educators – *Inform students who had saved STEM as their Favorite Career Cluster that they will need to select a new favorite Cluster. Please note that if a student completed the Focus (now Favorite Career Cluster) by selecting the STEM cluster in an earlier grade, their completion is retained for reporting.*

7. Additional Updates

Career Exploration Content Recreation, volunteering, and career exploration articles have been remapped to the correct new Clusters.

Work-Based Learning (WBL) WBL organization Cluster assignments have been automatically updated to the new framework, and the Cluster drop-down educators use when adding a new organization now reflects the 14 new Clusters.

Career Finder and Search Career Finder now displays Cluster names only — selecting a Cluster automatically returns all careers within it, making the tool simpler for students.

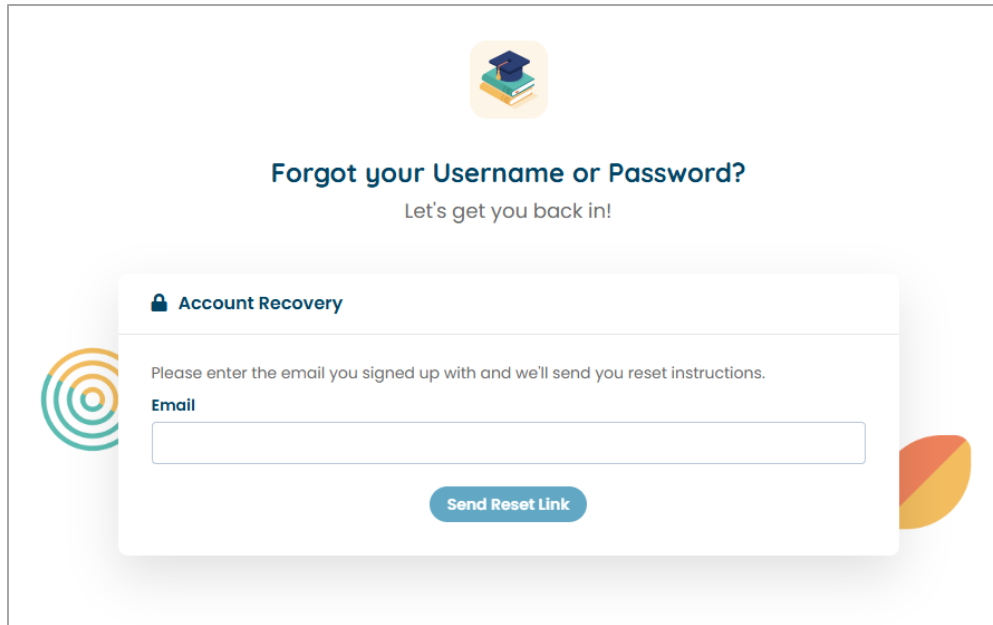
3. Account Recovery Improvements

We have redesigned the sign-in help and account recovery tools for students. These updates provide a simpler, more secure self-service experience for students who have forgotten their username or password.

Updated Sign In Help Page

The Sign In Help page has been streamlined for OKcollegestart. Students will now see:

- A single email entry field with clear instructions, replacing the previous multi-option layout
- Inline validation that checks for a valid email format before the form can be submitted

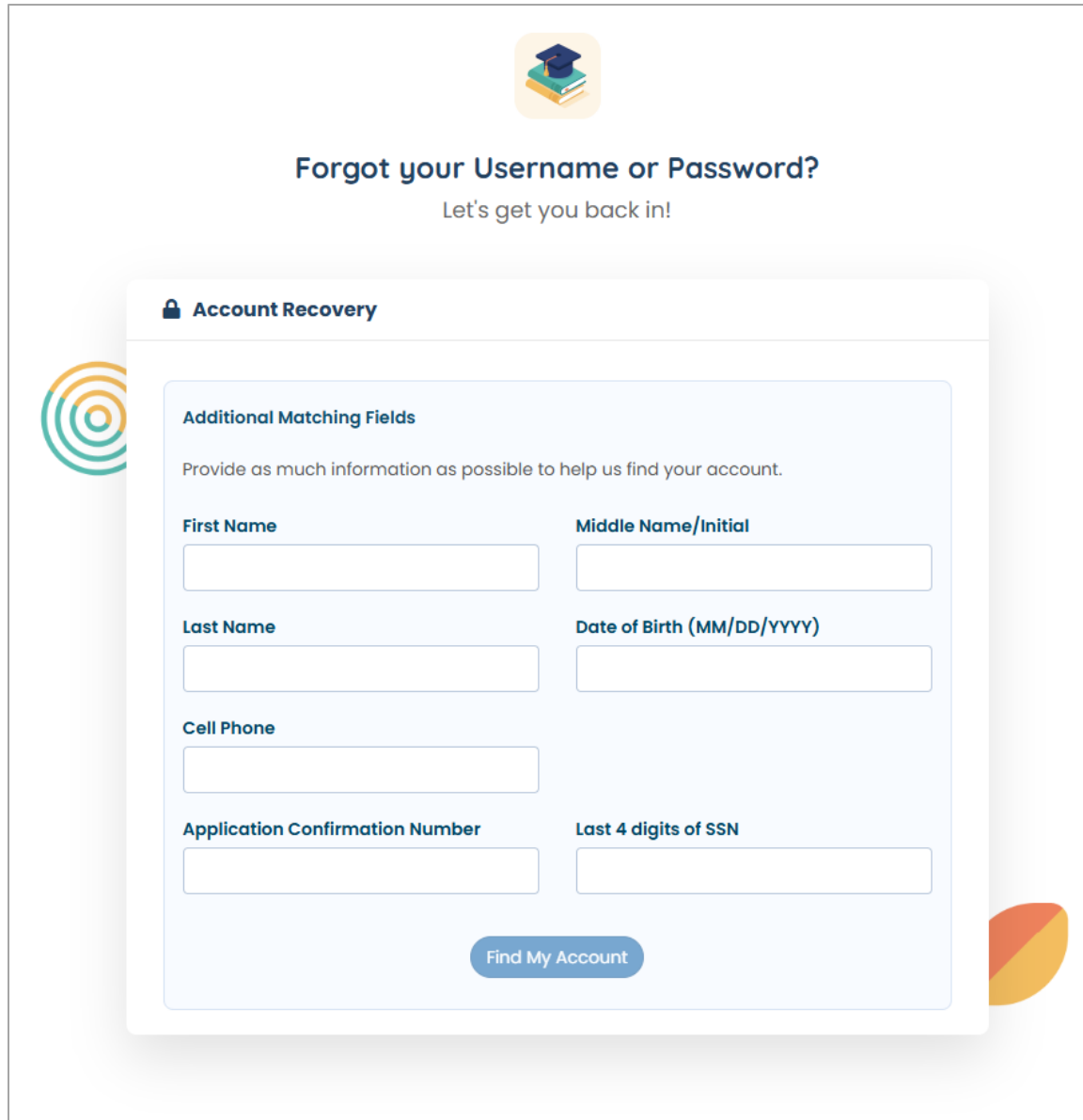


Redesigned Sign In Help page

Account Recovery Workflow

Students are now guided through a clear, self-service recovery flow:

- **Step 1 – Enter Email:** Student enters the email address associated with their account. The submit button is disabled until a valid email is entered.
- **Step 2 – Reset Email Sent:** If the email matches an account, the system sends a secure, time-bound reset link (valid for 12 hours). Students see a partially masked version of the email and are prompted to check their spam/junk folder if needed.
- **Step 3 – Reset Password:** Student clicks the link in the email and is taken to the Update Account page to enter and confirm a new password. Upon success, students are directed to sign in.
- **No Email Match – Additional Verification:** If the entered email is not found, students can provide additional identifying information to help locate their account, including:
 - First Name, Last Name, Date of Birth (always required)
 - Cell Phone
 - Application Confirmation Number from Oklahoma’s Promise
 - Last 4 digits of SSN



Forgot your Username or Password?
Let's get you back in!

Account Recovery

Additional Matching Fields
Provide as much information as possible to help us find your account.

First Name <input type="text"/>	Middle Name/Initial <input type="text"/>
Last Name <input type="text"/>	Date of Birth (MM/DD/YYYY) <input type="text"/>
Cell Phone <input type="text"/>	
Application Confirmation Number <input type="text"/>	Last 4 digits of SSN <input type="text"/>

[Find My Account](#)

Additional matching fields for account recovery

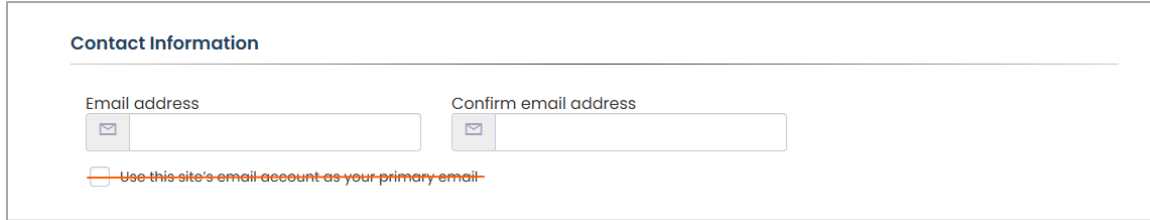
What Happens in Edge Cases

The system handles common scenarios automatically:

- **Multiple accounts found for the same email:** The student is directed to contact XAP Support
- **System-generated email on account:** The student is directed to contact XAP Support
- **Expired or invalid reset link:** The student is shown a message with a link to restart the recovery process
- **3 failed identity verification attempts:** The student is directed to contact XAP Support
- **Additionally, rate limiting features are built in to ensure the process is secure.**

Account Creation Update

The option for students to use a system-generated email address during account creation has been removed. Students will now be required to enter an email address (school or personal) when manually creating an account.



Contact Information

Email address

Confirm email address

~~Use this site's email account as your primary email~~

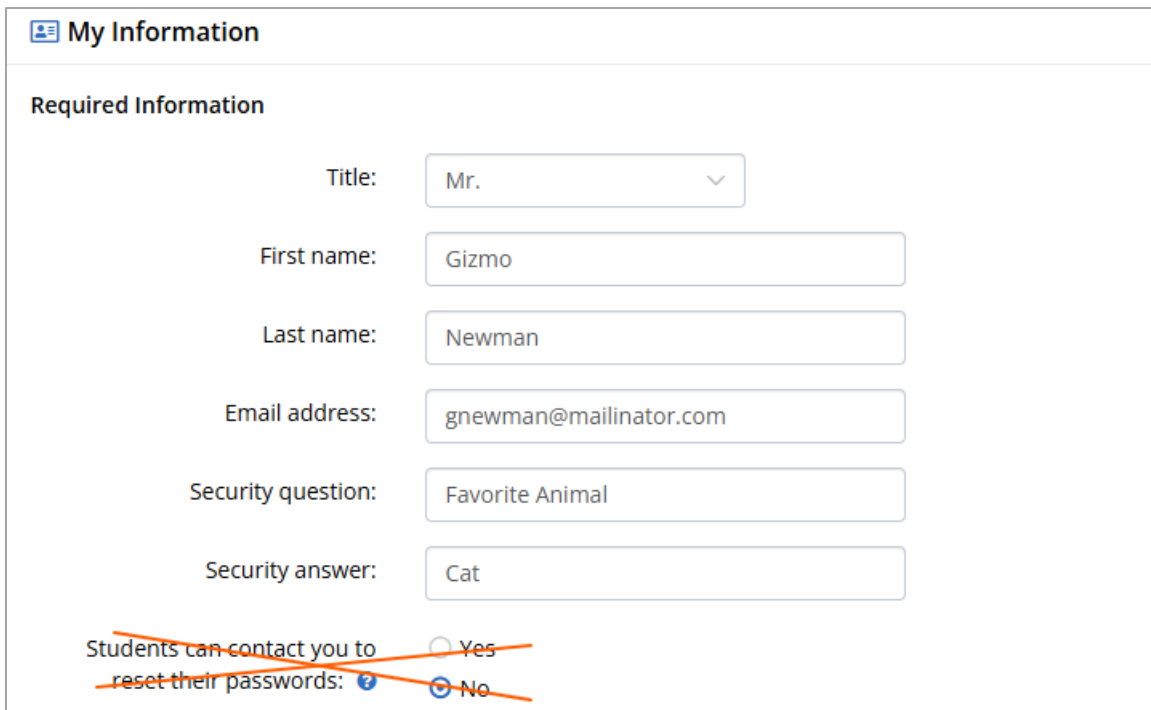
Removal of Account Creation option for email

Counselor / Professional Profile Update

The option for professionals to allow users to contact them for password resets has been removed from all Professional Center profiles. Under Account Profile > My Information, the setting 'Students can contact you to reset their passwords' no longer appears.

This change reflects the new self-service recovery workflow, which reduces the need for students to request educator-assisted password resets.

Note: Professionals' ability to reset passwords for individual students via a student's profile is unchanged.



My Information

Required Information

Title: ▾

First name:

Last name:

Email address:

Security question:

Security answer:

~~Students can contact you to reset their passwords: Yes No~~

Updated Professional Profile - My Information section

4. Saved Career Cluster Activity Annual Tracking

The Saved Career Cluster activity now supports annual completion tracking for students in grades 3 through 12. Educators can configure this through the Assignment & Curriculum Builder, allowing the activity to be tracked and recognized as a fresh completion each school year.

Benefits for Educators & Students

- **Year-Over-Year Visibility** — Completion of the Saved Career Cluster activity can now be set to be tracked annually, so educators can see whether students are actively revisiting and updating their career interests each year — not just whether they completed it once.
- **Encourages Meaningful Reflection** — Students who completed the activity in a prior year are prompted to review and confirm or update their selections, turning career exploration into a recurring habit rather than a one-time checkbox.
- **Consistent Progress Recognition** — Each year's completion is recognized with a green ribbon and date stamp, keeping students motivated and progress records accurate and current in My Progress.
- **Supports a K–12 Career Development Continuum** — With annual tracking available starting in grade 3, educators can build a consistent thread of career awareness and reflection all the way through graduation.

Activity: Saved Career Clusters Remove

Instructions: Enter optional guidance text. +

Trackable:

Not Tracked

Tracked (completed anytime)

Tracked (completed during specific grade)

Select Grade v

Administrators can select to track completion annually in the Assignment & Curriculum Builder

5. My Goals & Action Plans Extended Tracking to Grades 3 to 5

Supporting your younger students just got easier. The My Goals and Action Plans activity in Choices360 now supports annual tracking for Grades 3, 4, and 5 — giving educators more flexibility to track student progress across additional grade levels.

What's New

The Assignment & Curriculum Builder in Pro Center now allows educators to select Grade 3, 4, or 5 when setting up the My Goals and Action Plans activity as "Tracked" (completed during a specific grade). Progress and completion for these grade levels are also reflected in the Assigned Curriculum Report.

6. Enhanced Work-Based Learning Organization Profile & Search

Finding the right partners for your students just got a whole lot easier. The OKcollegestart Professional Center now gives educators richer information about Work-Based Learning (WBL) organizations and smarter tools to find the right fit.

What's New

Organization profiles in the Professional Center now display a set of support characteristics that describe how each organization is willing to engage with students and schools. Educators can also search and filter the full list of WBL organizations using these characteristics to quickly surface the most relevant partners.

Work-Based Learning: Optional Add-On

Work-Based Learning is available as an optional add-on to OKcollegestart. Whether you're just getting started or looking to expand your students' real-world learning opportunities, WBL features can be activated at any time.

Interested in learning more? Reach out to our team to explore how Work-Based Learning can enhance your program — we'd love to walk you through our tools. Contact Kimberly Borden at kborden@xap.com / 424-750-3932 or book a meeting with her via <https://calendly.com/kborden-xap>.

Benefits for Educators

- **Know Before You Reach Out** — Each employer profile now clearly shows whether an organization is open to supporting students with disabilities, working with justice-involved students, welcoming job coaches into the workplace, and more — saving time and helping educators make better matches for their students.
- **Find the Right Partners Faster** — The WBL organization search has been expanded so you can filter by the support characteristics that matter most to your students, whether that's tuition assistance or supporting students with disabilities.
- **At-a-Glance Employer Insights** — The WBL organization list now surfaces these characteristics directly in the table view, so you can compare employers without clicking into each individual profile.

- **Keep Your Local Contacts Up to Date** — For organizations you've added yourself, these fields are fully editable, giving you control over keeping your local employer information accurate and current.

Support Scope (Optional)

- Job Coaches
🔗 Open to having a job coach accompany students in the workplace.
- Special Accommodations
🔗 Open to students with disabilities and may provide support as needed.
- Justice-Involved Students
🔗 Willing to work with and support justice-involved students.
- Advisory Board
🔗 Willing to participate in a CTE advisory board to support school programs.
- Funding Support
🔗 Willing to provide funding or resources to support CTE programs.
- Tuition Assistance
🔗 Willing to help students pay for college, training, or certification programs.
- Actively Recruiting
🔗 Currently open to students seeking work-based learning opportunities.

Support scope options for your local organization profile

These updates make it easier to connect the right students with the right opportunities — and to build stronger, more informed relationships with your employer community.

6. Smarter Work-Based Learning Application Emails

A small but meaningful improvement is coming to the Work-Based Learning application notification emails — one that will save time for anyone managing WBL across multiple schools.

What's New

WBL application notification emails now include key contextual details right in the subject line and message body, so recipients have everything they need at a glance without having to sign in to find out where an application came from.

Benefits for Educators & WBL Coordinators

- **Immediately Know Which School It's From** — The school's name now appears directly in the email subject line, so professionals managing multiple sites can instantly identify which school's application needs attention — no guesswork required.
- **All the Key Details in One Place** — The email body now includes the student's name, the opportunity applied for, the associated company, and the school — giving reviewers the full picture before they even open Pro Center.
- **Less Time Tracking Down Information** — What used to require logging in and searching through records is now surfaced right in the notification, making the review process faster and more efficient for busy coordinators and employer partners.

This update was driven directly by feedback from educators in the field and reflects our ongoing commitment to making the WBL workflow as smooth as possible for everyone involved.

7. Cookie Notice on OKcollegestart.org

OKcollegestart now displays a cookie notice to students when they visit the site. When a student first arrives, a brief overlay will appear at the bottom of the page informing them that the site uses cookies for essential functionality, analytics, and personalized experiences. Students can dismiss the notice by clicking "OK," and it will not appear again on that device or browser.

This update applies to the OKcollegestart student portal only and reflects best practices for transparency around data and privacy in alignment with Oklahoma State Regents for Higher Education (OSRHE) guidelines. For additional information about how cookies are used on the site, students can refer to the [OSRHE Legal page](#).

Educators: *No action is required on your part. This change is visible only to students using the OKcollegestart student center and does not affect the Professional Center. Students may occasionally see the notice again if they switch devices, use a new browser, clear their browser cookies, or browse in private/incognito mode.*

8. Updated Print Header on the Milestones Page

When educators print a student's Milestones page from the Professional Center, the printed page header now correctly displays the name of the school and site ensuring parents and student understand the context of the report.

Bug Fixes & Improvements

- *AP Exams* - The AP Exams activity has been reviewed and updated to align with the College Board's latest AP course list for 2026.
- *Basic Skills Survey* – The display of the results was updated so the results text displays properly.